

CMU*Profiles in Architecture***SCIENCE II BUILDING, CALIFORNIA STATE UNIVERSITY FRESNO**

FRESNO, CALIFORNIA

The Science II Building has added much needed interdisciplinary classroom and office space to the campus of California State University, Fresno. This 72,000 square foot, \$16,800,000 complex bid at 7% below budget and was occupied in spring of 2005.

Science II is the home for the departments of Geology, Psychology, Earth Science, Criminology and the College of Science and Mathematics. Before Science II was constructed, students on the east side of the campus studied in their cars waiting for class because there were no study spaces nearby.

By developing an efficient plan, the architects were able to justify the design of a large glass enclosed study hall that was not called for in the building program. The program called for faculty offices, dry labs, and lecture halls. The three program components were each assigned to a "wing," thus reducing the amount of gross area consumed by circulation. This strategy afforded the large study hall and smaller study spaces that are dispersed throughout the building. The courtyard formed by the three wings features power and data to facilitate lectures and performances. Furthermore, an "outdoor classroom" in the courtyard offers a teaching mode not previously provided on campus.

University buildings are "built for the ages," and few other materials possess the durability and sense of aesthetic permanence as concrete masonry. Four different types of CMU were specified for the Science II building.

The base material is gray precision block with 2-coat plaster applied as accent. Natural gray split face block

is the main exterior material. Window and door lintels are expressed by precision face cream tinted block. An exposed steel canopy shades upper level windows from the harsh summer sun. The canopy is supported by steel struts that mount to a knee plate bolted to the sloped top of columns and pilasters made of ground face red concrete masonry block. The canopy support columns anchor the overall composition to the site and unify the three wings of the building.

ARCHITECT:

THE TAYLOR GROUP ARCHITECTS
978 W. Alluvial Avenue, Suite 107
Fresno, CA 93711

Paul Halajian, AIA
Principal

STRUCTURAL ENGINEER:

Advanced Structural Design, Inc.

GENERAL CONTRACTOR:

Lewis C. Nelson and Sons

MASONRY CONTRACTOR:

O'Neal Masonry Partners

BLOCK PRODUCER:

Blocklite

Owner:

The Trustees of the California State University



Photography: Kelly Petersen

C M U*Profiles in Architecture***SOLANA PACIFIC ELEMENTARY SCHOOL**

SAN DIEGO, CALIFORNIA

This elementary school is located in the “town center” of Carmel Valley. It is an important place for learning, play, and community because of the close proximity of the Carmel Valley Public Library, Recreational Center, Middle School, and Shopping Center. The District’s mission statement, “To provide a child-centered education...using the unique vision and resources of home, school and community to ensure a(n)...environment...developing children who are confident, competent and creative learners,” was our inspiration.

The “pyro-therm” concrete masonry used throughout the school provided both enhanced aesthetics and added resilience. The block was used for its durability, lightweight quality (for minimal weight added to the frame), and ease of maintenance and cleaning. The block also added contrast and counterpoint to the stucco finish, which help ground the building. The masonry is located at the classroom patios and stair exists as way-finding.

All second floor classrooms, resource areas and kindergarten classrooms have clerestories that allow daylight to replace fluorescent lighting. The clerestory windows are operable to help dissipate heat build-up and promote fresh air circulation.

The campus was designed to enhance the overall learning experience and enjoyment of its students. The playground equipment at the school could easily pass for contemporary abstract sculptures. The unique-shaped, moveable and interactive equipment was actually selected by the elementary school students through collaborative student task force meetings. The exploratory playground areas provide a unique experience with the combination of kinetic and balancing equipment that are both health-promoting and interesting to the students.

ARCHITECT:

HMC Architects
1010 Second Avenue
Studio 810, West Tower
San Diego, CA 92101

Katherine I. Lord, AIA
Managing Principal

Randal L. Peterson, FAIA
Bernard “Ski” Kruczynski
Daniel Dubrow
Design Team


STRUCTURAL ENGINEER:
Stedman & Dyson

GENERAL CONTRACTOR:
Douglas E. Barnhart

MASONRY CONTRACTOR:
Dittmann Masonry, Inc.

BLOCK PRODUCER:
RCP Block & Brick, Inc.

OWNER:
Solana Beach School District



Photography: David Fennema, HMC Architects,
Hewitt Garrison Photography, Durant Photography

CMU*Profiles in Architecture***NEVADA STATE COMMAND HEADQUARTERS & BASE SUPPLY, NVANG, 152ND AW**

RENO, NEVADA

The Base Supply Complex Project is a mix-use project consisting of the State Command Headquarters, administrative offices for the base, and a supply warehouse. These different components are expressed in the massing of the building. The design team also researched green solutions to fit within the budget and complement the overall appearance of the facility.

The complex is at the entrance of the base and the most prominent building on the base. This project establishes the defining image of the base to both visitors and military personnel. This is the first structure that can be seen upon the approach and it is intended to leave a lasting impression of strength and order. The use of various forms of masonry, including split-face, honed and glazed block, allowed the designers to use forms and textures to identify distinct areas of the building.

Green solutions include the use of local materials and materials manufactured with recycled content. Large windows provide natural light in the warehouse. Operable windows are placed in all administrative areas. Tinted, low-E insulated glass reduces heat gain. The roof over the plaza is an open trellis to provide shading and sun screening for the users and customers. In addition, a cool roof is used for the warehouse portion of the building. Because of the design solutions, energy efficient, non-CFC-based HVAC systems will not be overstressed in keeping the interior environment comfortable. The design also ensured that indoor air quality met ASHRAE requirements.

The use of concrete masonry block helped the team reach its goals of creating a progressive architecture within budget. In addition, CMU was incorporated into the design solution for its ability to relate to the surrounding landscape, as well as create a new image for the base: subtle monumentality, strength and order. Its bold use of color and form set a new standard for the

base and created a solid, stable and enduring statement that worked well with this building and its purpose.

ARCHITECT:
DMJM Design
405 Howard Street, Suite 400
San Francisco, CA 94105

Oscar A. Perez, AIA, NCARB
Principal

Christine Castaldo, AIA
Project Architect

ASSOCIATE ARCHITECT:
Hershenow + Klippenstein
5485 Reno Corporate Drive, Suite 100
Reno, NV 89511

Mark Johnson, AIA
Project Architect

STRUCTURAL ENGINEER:
SOHA Engineering

GENERAL CONTRACTOR:
West Coast Contractors of Nevada, Inc.

MASONRY CONTRACTOR:
Ramco

BLOCK PRODUCER:
Basalite Concrete Products, LLC

OWNER:
Nevada Air National Guard



Photography: Swanson Images



Profiles in Architecture



EAST VALLEY SOLID RESOURCES MANAGEMENT COMPLEX

SUN VALLEY, CALIFORNIA

The East Valley Solid Resources Management Complex is sited on a former dump site, which was rehabilitated by excavating and re-compacting existing soil. This new complex, which was constructed to replace a conglomeration of temporary facilities, is now used as a permanent, multi-agency site by the City of Los Angeles' Bureau of Sanitation and Department of General Services.

The complex consists of a two-story Bureau of Sanitation administration building housing offices, a training center, vehicle dispatch center, fitness/wellness facility and locker rooms. There is also a General Services vehicle maintenance facility, waste container storage building, and a container repair building. The complex was constructed with a hazardous waste drop-off facility and an alternative fueling center with multiple fueling types, including diesel, LNG, CNG, and gasoline.

The City of Los Angeles, selected concrete masonry block as the main material for this project based on its proven track record of other CMU buildings previously designed and constructed for its facilities. CMU conveys a sense of performance and is a particularly appropriate material for this complex. It was chosen for its extended life-cycle, low maintenance, thermal mass advantage, improved air handling efficiency, reduced potential for mold growth, greater fire safety, and improved acoustical performance.

A very wide palette of concrete masonry block products was ultimately employed throughout as perimeter, fence, and building walls, including split-face, precision and burnished block in an array of colors.

The administration building is constructed of burnished block to emphasize the building's importance and its inviting aesthetic quality. Among the buildings on site,

this building will have the highest occupancy, therefore the designer wanted the most refined material used here. A matrix of colors was employed in the building wall design to aesthetically pull in and reflect the great variety of colors used throughout the site. This building uses light and shade, mass and void, indoors and outdoors, to create a vocabulary of contrasts in the architecture.

ARCHITECTS:
City of Los Angeles Department of Public Works
 Bureau of Engineering, Architectural Division
 650 South Spring Street
 Los Angeles, CA 90014

Hoi V. Luc
Project Architect, City of Los Angeles

Richard Itomura
Design Architect, City of Los Angeles

CONSTRUCTION MANAGEMENT:
 City of Los Angeles Department of Public Works
 Bureau of Engineering Construction Management Division


STRUCTURAL ENGINEER:
 City of Los Angeles, Department of Public Works
 Bureau of Engineering Structural Division

GENERAL CONTRACTOR:
 Amoroso Construction

MASONRY CONTRACTOR:
 Reycon Construction

BLOCK PRODUCER:
 Angelus Block Company, Inc.


OWNER:
 City of Los Angeles



Photography: John McNeil, City of Los Angeles
 Bureau of Engineering, Architectural Division



Profiles in Architecture



33 SOUTH THIRD STREET

SAN JOSE, CALIFORNIA

33 South Third engages the street and sidewalk with stoop-style townhouse units. Architectural details for these units quickly revealed a critical design challenge: the upscale, luxury market for the townhouses demand stone or cast stone quality materials at street level. Predictably, the project budget could not afford a stone or cast stone system for the entire first story.

A locally-produced ground face CMU surpassed stone in its beauty, depth, and richness, and also solved the construction budget problem by combining a structural wall and finish system into the same design element.

The developer had a vision of an “International Style” building in the strictest modernist tradition. The initial client meeting outlined themes including streamlined, simple massing, modern life style, and high ceilings with floor to ceiling glass. The design challenge was clear: design a modern style apartment building that provided tenants with warm, inviting and comfortable units and public spaces.

The irregular in-fill site, comprised of several vacant lots, compelled a response of two separate residential structures sitting on podium parking. The main building features a central mass, with stacked townhouse apartments. A large landscaped “green roof” courtyard is provided for tenants and creates a buffer between the main building and the second “saw-tooth” shaped building. The second building is comprised of three stories of apartments over ground floor retail.

The architectural response strives to embody the elegance and quiet sophistication of the Modern and Art Deco styles. Clean geometry and uncomplicated detailing, combined with a bold color scheme, serve to reinforce the vision.

ARCHITECT:
Berger Detmer Ennis, Inc.
 465 California Street, Suite 350
 San Francisco, CA 94104

Jonathan Ennis, AIA
Principal

E. Bruce Ross, FAIA
Consulting Architect

STRUCTURAL ENGINEER:
 Biggs Cardosa Associates, Inc.

GENERAL CONTRACTOR:
 Barry Swenson Builder

MASONRY CONTRACTOR:
 B & L Masonry

BLOCK PRODUCER:
 Calstone Company, Inc.

OWNER:
 Saratoga Capital, Inc.



Photography: David Wakely Photography



Profiles in Architecture



MSA CONSULTING BUILDING

RANCHO MIRAGE, CALIFORNIA

The MSA Consulting Building houses a large civil engineering and planning firm in Rancho Mirage, California, near Palm Springs. The building is designed to provide optimum views of the surrounding desert and mountains. As you enter the building from the east, the western view through the two-story lobby frames the San Jacinto Mountains in the distance. The necessary sun protection is provided by roof overhangs on the south, east and even the north to a lesser degree. Sun protection on the west is provided by a large, cantilevered overhang and a sloping perforated metal screen in front of the two-story lobby glass, which filters in the direct sunlight, yet does not interrupt the dynamic vista.

Masonry walls of alternating courses of split-face and precision concrete masonry block are used throughout the project's exterior and interior as well. The dual surfaced masonry property line walls terminate into the matching main building walls, which rise up two stories at the north and south ends of the structure. The heavy texture and shadow created by the split-face block, when contrasted against the smooth finish of the precision block, make it appear more exaggerated. Even with the two types of block being the same soft desert color, a strong horizontality is created. The horizontality is desired to tie the building itself to the site, reflecting the character of a desert architecture.

ARCHITECT:
Christopher S. Mills Architect, Inc.
 1255 E. Ramon Road
 Palm Springs, CA 92264

Christopher S. Mills
Principal


STRUCTURAL ENGINEER:
 KPFF Consulting Engineers

GENERAL CONTRACTOR:
 Ort Builders

MASONRY CONTRACTOR:
 Masonry Technology, Inc.

BLOCK PRODUCER:
 ORCO Block Company, Inc.

OWNER:
 Vista San Jacinto, LLC
 Robert S. Smith, Principal



Photography: Scott Van Dyke Photography

C M U

Profiles in Architecture



NANOMETER TECHNOLOGY PARK - PHASE I

PASO ROBLES, CALIFORNIA

The program for Nanometer Technology Park consisted of both client-specific and speculative technological, commercial and industrial space set on a rural 7.39 acre parcel. The project encompassed three individual parcels build in three phases, of which this project is phase I.

Given the “high-tech” nature of the clients’ needs, as well as the rural, undeveloped nature of the site with its historically agricultural use, the design objective for the campus was to conceive a nexus of three components:

- 1) An industrial/agrarian construction sensibility
 - 2) The adoption of common materials
 - 3) The incorporation of urban “loft-style” interior spaces.
- These components create an analogous representation of the seemingly incongruous “fiber optic cable end polishing” manufacturer located in a non-urban context.

The project is intended to invoke a sense of immediacy and purpose, respectful of the agrarian vernacular of the area. It endeavors not to ignore basic rules of design for congruency, harmony, unity, so much as to extend those rules to include serendipity and spontaneity as well. In much the same way that a farmer might build with materials immediately available on hand to create continual additions to his constructions throughout the years, this design vocabulary lends a sculptural collage of quality to the Nanometer campus as well.

Construction materials used to achieve the design objective include cement plaster, concrete masonry block, both split face and precision, “color fin-ply” plywood panels, painted wood siding, galvanized corrugated metal panels, exposed structural steel, natural and stained concretes, internally illuminated coroplast panels, stainless steel cable railings, and expanded catwalk gratings.

ARCHITECT:
garcia architecture + design
 1037 Mill Street
 San Luis Obispo, CA 93401

George F. Garcia, AIA,
Principal Architect

Tom Di Santo
Project Architect

Clint Iwanicha
Project Manager


STRUCTURAL ENGINEER:
 PCSA, Inc.

GENERAL CONTRACTOR:
 JW Design and Construction

MASONRY CONTRACTOR:
 Masonry by Darin

BLOCK PRODUCER:
 Air Vol Block, Inc.

OWNER:
 Nanometer Technologies



Photography: Insight Architectural Photography, Josef Kasperovich



Profiles in Architecture

Concrete Masonry Association of California and Nevada
 6060 Sunrise Vista Drive, Suite 1990
 Citrus Heights, CA 95610-7004
 Visit our web site at www.cmacn.org

PRESORT STANDARD
 US POSTAGE
PAID
 PERMIT NO.1160
 SACRAMENTO, CA

CHANGE SERVICE REQUESTED

CMACN Announces Executive Director Position Search for 2006

Please access details at:
www.cmacn.org.

2006

CMACN/AIACC CONCRETE MASONRY DESIGN AWARDS CALL FOR ENTRIES

Please mark your calendar for our "Call-For-Entry" brochure to be received by mail in January, 2006. Requests for submittal binders will also be downloadable from our web site in January at www.cmacn.org or can be obtained by calling the CMACN office at (916) 722-1700.


Cost: \$100

Tentative Schedule:

Last date to request submittal binders:
 March 31, 2006

Last date for receipt of completed submittal binders:
 May 1, 2006

Concrete Masonry Design Awards Banquet:
 October 20, 2006



ARCHITECTURAL CONCRETE MASONRY

Concrete Masonry Units are dimensionally and aesthetically right for ANY of your existing or future designs. CMU's can be integrally pigmented and textured to meet a wide range of client and project demands. CMU's are design flexible, versatile, noncombustible, durable, economical and locally available.

Funding for the production and publication of the CMU Profiles in Architecture is provided by:

AIR VOL BLOCK, INC.
 (805) 543-1314
 San Luis Obispo, CA 93401

ANGELUS BLOCK COMPANY, INC.

(818) 767-8576
 Fontana, CA 92335
 Gardena, CA 90248
 Indio, CA 92202
 Orange, CA 92668
 Oxnard, CA 93030
 Rialto, CA 92316
 Sun Valley, CA 91352

BASALITE CONCRETE PRODUCTS, LLC.

(707) 678-1901
 Dixon, CA 95620
 Sparks, NV 89431
 Tracy, CA 95376
 Visalia, CA 93291

BLOCKLITE

(559) 896-0753
 Selma, CA 93662

CALSTONE CO., INC.

(408) 984-8800
 Galt, CA 95632
 San Martin, CA 95046
 Sunnyvale, CA 94086

CALIFORNIA NEVADA CEMENT PROMOTION COUNCIL
 (714) 694-0800
 Yorba Linda, CA 92887

DESERT BLOCK COMPANY, INC.

(661) 824-2624
 Mojave, CA 93501

OLDCASTLE APG WEST, INC./SIERRA BUILDING PRODUCTS

(602) 352-3500
 Fontana, CA 92337

ORCO BLOCK COMPANY, INC.

(800) 473-6726
 Banning, CA 92220
 Indio, CA 92203
 Oceanside, CA 92056
 Riverside, CA 92509
 Romoland, CA 92585
 Stanton, CA 90680

RCP BLOCK & BRICK, INC.

(619) 460-7250
 Lemon Grove, CA 91946
 San Diego, CA 92154

RINKER MATERIALS

(702) 643-1332
 Las Vegas, NV 89115

Concrete Masonry Association of California and Nevada (CMACN) a nonprofit professional organization established in October 1977, is committed to strengthening the masonry industry in California and Nevada by providing:

- Technical information on concrete masonry for design professionals.
- Protect and advance the interests of the concrete masonry industry.
- Develop new and existing markets for concrete masonry products.
- Coordinate members' efforts in solving common challenges within the masonry industry.

For further information contact us at:

Concrete Masonry Association of California and Nevada
 6060 Sunrise Vista Drive, Suite 1990
 Citrus Heights, CA 95610-7004

Tel: (916) 722-1700
 Fax: (916) 722-1819
 Email: info@cmacn.org
 Web Site: www.cmacn.org