




PROFILES IN ARCHITECTURE

Why Masonry?
www.whymasonry.org

Featured in this issue:	1
New Guardhouse and Main Gates, Pacoima Maintenance Facility Los Angeles County Fire Department	2
Fermont Times Square Shopping Center	3
Western Riverside County/City Animal Shelter	4
El Dorado Hills Fire Station No. 87	5
Bell Armed Forces Reserve Center	6
San Marcos Elementary School	7
Wasco Union High School Sports Complex	8
Clark County Fire Station No. 20	9
Clovis North High School Aquatics Complex	10
Shandon Safety Roadside Rest Area	11
CMACN Producer Members 2011 Design Awards Schedule January 2010 Correction	12

Concrete masonry buildings
are structurally sound.
They are earthquake, fire,
flood and wind resistant.



Bell Armed Forces Reserve Center
Photo: ©Liam Frederick, Liam Frederick Photography





NEW GUARDHOUSE AND MAIN GATES, PACOIMA MAINTENANCE FACILITY LOS ANGELES COUNTY FIRE DEPARTMENT

PACOIMA, CALIFORNIA

ARCHITECT:
William Loyd Jones Architect
723 Ocean Front Walk
Venice, CA 90291

William Loyd Jones
Principal

STRUCTURAL ENGINEER:
Saiful Bouquet Structural Engineers, Inc.

GENERAL CONTRACTOR:
Segovia Construction

MASONRY CONTRACTOR:
J. A. Lynch Masonry, Inc.

BLOCK PRODUCER:
Angelus Block Company, Inc.

OWNER:
Los Angeles County Fire Department

Architect's Commentary: The New Guardhouse and Main Gates project consists of a new guardhouse, main vehicle entrance and exit gates, enclosure fence, project sign and landscaping for an existing 17-acre maintenance yard belonging to the Los Angeles County Fire Department. The existing Pacoima Maintenance Facility contains various maintenance shops and vehicle garages for the Los Angeles County Fire Department System, and has been in operation for more than 60 years.

Why Masonry? The new entrance is designed to provide greater security, safety and public presence for the facility, which is currently undergoing an overall upgrade. Care was taken to use strong, permanent, low maintenance materials compatible with the industrial character of the

existing buildings on site. Burnished concrete masonry units in dark gray tones were chosen for the vertical fence columns and guardhouse building walls to contrast with the red metal fence and roof panels.

The new entrance has a contemporary industrial esthetic, which uses similar materials found on the existing shop and warehouse buildings in a more modern and formalized way to heighten public presence. The guardhouse stands in the center of the driveway to control traffic in both directions. The street facing side is primarily glass for maximum visibility in and out. Burnished concrete masonry units (CMUs) are used under the windows which are finished with a CMU sill. The rear portion of the guardhouse requires privacy and is constructed of burnished concrete masonry to its full height.

Thickened, burnished concrete masonry columns spaced at regular intervals establish the structure for the fence and support the steel angle sign bars that float in front of them. Angled to the street, the columns help direct incoming vehicles to the guardhouse and entrance gates. At night, each column is lighted from below to accentuate this effect.



©Photography: Art Gray, Architectural Photographer



FREMONT TIMES SQUARE SHOPPING CENTER

FREMONT, CALIFORNIA

ARCHITECT:
Barry Swenson Builder - Architectural
 Daniel Sell, Architect
 777 North First Street, Fifth Floor
 San Jose, CA 95112

Daniel Sell, AIA, Architect, LEED® AP
Design Architect

Jose Rama
Designer

STRUCTURAL ENGINEER:
 Peoples Associates
CONSTRUCTION MANAGER:
 Barry Swenson Builder
MASONRY CONTRACTOR:
 Soares Masonry, Inc.
BLOCK PRODUCER:
 Calstone Company, Inc.
OWNER:
 Fremont Times Square Shopping Center, LLC

Architect's Commentary: This retail development by Green Valley Corporation in Fremont, California, combines a specialty grocery store of 30,000 square feet with 67,000 square feet of retail condo space on a 7.6 acre site. The seven retail buildings provide an opportunity for entrepreneurs and business people to purchase and own a small retail or office space. The site is on a busy street leading to a future BART Station. The center is adjacent to an older retail area and needed a strong identity to stand out in the neighborhood and attract shoppers.

The grocery building is located at the rear of the site and acts as an anchor to draw people into the shopping center.

The seven smaller retail buildings ring the perimeter of the site and define the central landscaped parking area, which provides easy access functionally and visually to all the stores and offices.

Exterior design materials include split face integral color concrete masonry units with cement plaster walls and brick trim. Awnings add detail and texture. The main colors are warm and inviting and are accented with boldly colored awnings.

Because the majority of the site is either built on or paved, a series of underground pipes collect excess storm water runoff and hold it until the water can be passed thru filters and discharged into the adjacent creek. Onsite landscaping features bio swales to allow natural filtration of storm drain runoff into the water table. Metal and glass awnings shade the large storefront window areas.

The tenant spaces were sold as cold shells, which allowed each tenant to finish the interior of their space to meet their specific requirements. In addition to the market, the center has several restaurants, a bank, dentists, optometrists, and specialty businesses.

Why Masonry? The use of integral color split face concrete masonry on the market building provided the color and texture the anchor building required. The concrete masonry units were ideal in providing the wall heights required by the tenant in addition to meeting the owner's performance specifications for durability and fire resistance. The speed in installing the block allowed the market building shell to be turned over to the tenant in a shorter time frame. That allowed the tenant to complete their interior improvements and become the first business to open their doors. Opening of the market building was critical in attracting other prospective tenants to the project.



©Photography: Bernardo Grijalva Photography



WESTERN RIVERSIDE COUNTY / CITY ANIMAL SHELTER

RIVERSIDE, CALIFORNIA

ARCHITECT:
STK Architecture, Inc.
 42095 Zevo Drive, Suite A15
 Temecula, CA 92590

G. V. Salts
Principal

Tony Finaldi, LEED® AP
Project Architect

Aaron Ramon, LEED® AP
Assistant Project Manager

STRUCTURAL ENGINEER:
 R.M. Byrd and Associates, Inc.

GENERAL CONTRACTOR:
 J.D. Diffenbaugh, Inc.

MASONRY CONTRACTOR:
 J Ginger Masonry, LP

BLOCK PRODUCER:
 Trenwyth (a subsidiary of Oldcastle APG West)
 Angelus Block Company, Inc.

OWNERS:
 County of Riverside
 City of Riverside

Architect's Commentary: The Riverside Animal Shelter was built to accommodate the growing needs and numbers of the local pet and large animal population of both the County and City of Riverside. Being one of a hand full of Riverside County Shelters, this large, modern facility replaces an old, smaller, outdated shelter. In addition to the full service shelter, this facility acts as the County and City administration center, which serves the needs of the local community.

Located on a 13-Acre site, the 57,150 square-foot, animal shelter is designed to accommodate more than 400 dogs, 350 cats and 20 large animals. The facility can accommodate an administrative staff of more than 90, as well as a volunteer staff of more than 90. It also includes full veterinarian services, pet adoption, and provides education and needs for both people and pets. The individual bungalow design of the kennels enables separation of healthy animals from those with health issues, an extremely important improvement from the previous facility.

While LEED certification was not pursued, many LEED principles were incorporated into the project.

1. Terazzo floor is made from recycled glass.
2. High efficiency HVAC systems
3. Local products were specified as much as possible
4. Administration building is all steel, which has recycled content
5. Low energy lighting / skylights

Why Masonry? Masonry was used for this project for all the animal building (bungalows) for its durability. The bungalows are high moisture, high abuse areas due to daily hose and chemical cleaning. The choice to use glazed concrete masonry units (CMU) came from the concern of maintenance. Unpainted CMU in the areas that are accessible by the animals will absorb urine and thereby create an unsanitary situation. Painting or coating CMU is not a reliable and maintenance free way to seal concrete masonry units. The glazed concrete masonry units, although more expensive, allow for little to no maintenance, while looking good for years to come. We chose glazed CMU for its long term value.



©Photography: Tony Finaldi, STK Architecture, Inc.



EL DORADO HILLS FIRE STATION No. 87

EL DORADO HILLS, CALIFORNIA

ARCHITECT:
Calpo Hom & Dong Architects
 2120 20th Street, Suite One
 Sacramento, CA 95818

Dennis Dong, AIA, CSI, ARA
Principal

STRUCTURAL ENGINEER:
 Buehler & Buehler Structural Engineers, Inc.

GENERAL CONTRACTOR:
 Allen L. Bender, Inc.

MASONRY CONTRACTOR:
 Dorfmeier Masonry, Inc.

BLOCK PRODUCER:
 Basalite Concrete Products, LLC

OWNER:
 El Dorado Hills Fire Department

Architect's Commentary: In 2005, the El Dorado Hills Fire Department acquired approximately 20 acres of land, with the intent on laying the foundation and master planning of a future Fire Training Center. The first phase and cornerstone of the site is the design and construction of Fire Station No. 87.

The 13,119 square-foot facility is located in the southwest quadrant of the site. The simple and strong forms of this fire station establish the standards of material, scale, and aesthetics for the future Fire Training Center. As a Public Facility, Station 87 is designed as a fully operational Fire Station to respond to all emergencies, as well as serving as a Civic symbol to the Community.

The station's elegant roof forms are simple standing seam metal roof hips, sloped to blend into the surrounding hillsides. Broad overhangs and metal soffits highlight the form of the roof. The apparatus doors are highlighted by corbelled masonry arches, celebrating the Fire Station and its engines.

Why Masonry? Split faced concrete masonry is used throughout the exterior, from walls to column bases, with clay brick masonry striping to establish a common scale and aesthetic for the building and surrounding area. The rustic texture of the split faced concrete masonry contrasts with the smooth clay brick masonry, and continues into the apparatus room and the support areas, providing the Department with a durable material for firefighting operations, and ease of maintenance and cost savings. This project did not specifically pursue LEED Certification, but was designed with the spirit of keeping with sustainable practices, of which, masonry played a significant role.

The 6,280 square-foot apparatus room is designed to accommodate up to six engines, and allows for drive-through capabilities. Living quarters of 2,025 square feet are designed to house up to 10 crew members, with expansion to 12. All windows are operable, and each dorm has individual temperature controls. The facility also houses a 1,433 square-foot storage mezzanine and 735 square feet of office space. Electrical service and an emergency generator are housed in an out building, away from the station.

The project design complies with California's Essential Services Building Act, and was subject to the Public Low Bid process.



©Photography: Douglas Johnson Photography



BELL ARMED FORCES RESERVE CENTER

BELL, CALIFORNIA

ARCHITECT:

Michael Baker Jr., Inc.
100 Airside Drive
Moon Township, PA 15108

Ronald W. Kretz, AIA
Principal-in-Charge

STRUCTURAL ENGINEER:

Michael Baker Jr., Inc.

GENERAL CONTRACTOR:

Sundt Construction, Inc.

MASONRY CONTRACTOR:

Nibbelink Masonry Construction Corp.

BLOCK PRODUCER:

ORCO Block Company, Inc.

OWNER:

U. S. Army Corps of Engineers, Los Angeles District

Architect's Commentary: Bell Armed Forces Reserve Center required a cost-effective design and building in a competitive hard-bid proposal, which satisfied the programmatic needs of the various Reserve users. These needs include a 179,000-square-foot, two-story training building to house offices, assembly hall, equipment lockers, and arms vaults and fitness center. The project also includes a 44,000-square-foot vehicle maintenance facility for all four services, including high bay maintenance bays, piped fluids and a bridge crane.

Why Masonry? Concrete Masonry Unit (CMU) construction was decided early in the proposal process due to all of the desirable characteristics. The combination of concrete masonry and aluminum and glass windows

provides an attractive image that will convey a sense of permanency and stability. These materials intrinsically require little maintenance and are extremely durable. Training Building and Maintenance Building are fully constructed of concrete masonry, except for two-story portions at the rear of the Training Building, which do not bear to grade. Other project buildings are of modular or pre-engineered metal construction. All construction materials meet design criteria for Anti-Terrorism / Force Protection.

The main front entry is the focus point of the landscaped flag courtyard, creating a positive entry sequence with the pedestrian walk from the main vehicle parking, and from the front parking area. The main lobby area includes CMU feature walls.

A unique feature of the structural design is the integration of the structural steel framing for floor and roof loads, and a system of exterior CMU shear walls to resist wind and seismic lateral loads in combination with special steel moment frames. This design feature was developed concurrently with interior layout and space planning, and was successfully implemented to provide adequate shear wall areas in conjunction with the required window openings.



©Photography: Liam Frederick, Liam Frederick Photography



SAN MARCOS ELEMENTARY SCHOOL

SAN MARCOS, CALIFORNIA

ARCHITECT:

HMC Architects

1010 Second Avenue, Studio 810, West Tower
San Diego, CA 92101

Steve Prince
Managing Principal

Daniel Dubrow
Project Manager

Alvaro Velasquez
Project Designer

Sergio Lechuga, Assoc. AIA
Project Leader

STRUCTURAL ENGINEER:

GSSI Structural Engineers

GENERAL CONTRACTOR:

Lusardi Construction Company

MASONRY CONTRACTOR:

New Dimension Masonry, Inc.

BLOCK PRODUCER:

RCP Block & Brick, Inc.

OWNER:

San Marcos Unified School District

Architect's Commentary: The planning process involved a high level of input from both the district and the community, and involved a land exchange with the City of San Marcos. The existing elementary school was demolished; the San Marcos Historical Museum was relocated; and the new two-story elementary school and parking areas were constructed on the southeast portion of the site with new playfields on the north. The western portion of the site has a joint-use soccer field to be shared with a new city park.

Why Masonry? From the beginning of the design process, masonry was the preferred choice as the prominent building material, both because of long-term durability and constructability, and construction phasing. As a masonry building with a repetitive classroom module, the design is intended to keep its school identity and avoid the appearance of another business park. The school is envisioned as a safe

place and focal point for the surrounding community, and masonry gives it a strong presence and stability. The scope of the new construction includes two buildings, totaling approximately 73,000 square feet and encompassing a main building and a lower grade classroom wing. Administration is located on the first floor and classrooms are lined along the outer sides to maximize daylight on both floors. The lower grades are separated in a single building wing to share their own stairs and access their designated playgrounds.

San Marcos ES partners with CSU San Marcos, and functions as an instructional lab for their Education Department. Students from CSU San Marcos come to the school several days a week and observe the teaching and learning process. The school also partners with the Boys and Girls Club next door to provide food for students and families before and after school, as well as during the summer.

The reading recovery program is a critical element of the school's recovery plan. The learning environment incorporates easy circulation between classrooms to allow for quick set up in the reading groups and facilitates team teaching and flexibility for classroom reconfigurations. Acoustical control was also a critical element for the classrooms as well as common spaces where learning will also occur. Wall space for visual displays and easily accessible storage were also integrated in the design, as was natural light.

San Marcos ES combines the architectural language with a sustainable approach to implement a holistic design solution. This project was designed to meet CHPS standards. Daylight is provided directly or indirectly to all spaces, while the roofing material is thermoplastic and white in color to meet the cool roof financial rebate requirements. The design concepts and storm water solutions allow for the creation of landscape opportunities, such as a bioswale and groundwater harvesting through a well for landscaping irrigation. The design also anticipates the addition of photo-voltaic panels to collect the greatest amount of direct sunlight and create energy from a renewable energy resource.



©Photography: Pam Martin, Photography & Graphic Design



WASCO UNION HIGH SCHOOL SPORTS COMPLEX

WASCO, CALIFORNIA

ARCHITECT:
SCARCHITECT, INC.
 1601 New Stine Road, Suite 280
 Bakersfield, CA 93309

Stephen J. Corbin, NCARB, AIA, LEED® AP
Principal

STRUCTURAL ENGINEER:
 John A. Martin & Associates, Inc.

GENERAL CONTRACTOR:
 Park West Constructors, Inc.

MASONRY CONTRACTOR:
 Irwin Masonry

BLOCK PRODUCER:
 Desert Block Company, Inc.

OWNER:
 Wasco Union High School District


Architect's Commentary: The Wasco High School Physical Education and Sports Complex is located on an 18 acre site, owned by the District for the past 10 years, and is adjacent to the existing Wasco High School campus. The complex replaces the original ball fields on the east side of the existing campus, which were replaced by 3 wings of new classroom buildings constructed for growth within the district anticipated by the District's Facilities Master Plan. The District program called for the structures in the project to have a similar esthetic appearance as that of the existing campus, which includes a 1928 Renaissance Revival Auditorium that is listed as a State of California Historical Building.

The Complex includes a lighted Varsity Baseball field, a lighted Varsity Softball field, an auxiliary softball field, a lighted Soccer field, an additional soccer field and 8 lighted Tennis courts. Tennis courts are designed with

post-tensioned concrete slabs with a 3 coat acrylic tennis surface. Batting cages are provided at each baseball and softball field with power for pitching machines. Motion activated, voice announced crossing signals with in-street flashing lights and flashing signs have been installed at two locations in the street separating the two parts of the campus. The complex will be used for the high school's physical education program and its athletic department. It is also anticipated that the community will utilize the tennis courts and soccer fields for recreational games.

The complex includes a 4,212 sq. ft. field house for maintenance and equipment storage and a 2,992 sq. ft. snack bar building that has, public restrooms and additional athletic equipment storage capacity. AIA Golden Empire Chapter, Merit Design Award-winning masonry dugouts located at each of the ball fields have storage rooms and public restrooms. On-site parking is provided and off-site street improvements, of the previously undeveloped site, on three sides of the complex will provide the neighborhood with new lighted sidewalks, street parking and improved traffic flow. Sola-tubes are used in all of the buildings to reduce the lighting load. The sports fields' irrigation system has been designed to utilize non-potable water, provide at no charge to the district by the Shafter-Wasco Irrigation Department, for approximately 10 months out of the year. The system is designed with a flanged adapter that will allow the district to change to potable water from the City of Wasco for the other 2 months.

Why Masonry? The use of masonry was a decision based on several factors. Masonry creates the feeling of permanency that is pervasive in the school. Masonry was utilized for fencing around the campus in combination with steel fencing for security and aesthetics. Additionally, ever shrinking school budget dollars for maintenance meant that the use of products that were virtually maintenance free would mean less cost for upkeep in the future.



©Photography: SCArchitect, Inc.



CLARK COUNTY FIRE STATION No. 20

LAS VEGAS, NEVADA

ARCHITECT:

BJG Architecture + Engineering

6995 Sierra Center Parkway, Suite 200
Reno, NV 89511

Shaun P. Yauch, AIA

Design Architect

STRUCTURAL ENGINEER:

BJG Architecture + Engineering

GENERAL CONTRACTOR:

PACE Contracting Company

MASONRY CONTRACTOR:

Handlon Masonry, LLC

BLOCK PRODUCER:

CEMEX

OWNER:

Clark County, Nevada

Architect's Commentary: Fire Station No. 20 is the third of four facilities planned throughout Clark County, Nevada. To achieve the station's design goals, BJG looked for building materials that reflected the ideal qualities of a public safety facility: functional, durable, and visually pleasing. We chose earthy red-tone colored ground face concrete masonry, with lighter colored stone decorative bands for most of the building appearance.

It was important for this facility to fit the scale and style of its surrounding community. Fire station No. 20 sits at the edge of Sunrise Manor Community, within a larger northeast residential area, serving a good majority of Sunrise Manor. Masonry was an obvious choice for BJG, because concrete masonry is common in the Las Vegas area

and blends with the desert environment, yet lends itself to commercial applications with a residential feel.

Why Masonry? More important than aesthetics, a fire station must be designed to keep emergency response times to a minimum. Load bearing masonry walls at fire station No. 20 allow for flexibility of available space by eliminating the need for interior columns. The flexibility allows the Fire Department to adapt the fire station to accommodate potential growth changes. Concrete masonry is showcased outside and inside the facility. Bringing the outside in was a key component to using masonry. BJG paid particular attention to detail, and instructed the contractor to rake the bed joints and flush out the head joints. This presented the masonry as a piece of art that ran throughout the exterior as well as the interior. This dramatically altered the masonry's appearance.

Although the fire station has to operate as a fine-tuned machine, it also serves as a home-away-from-home for fire fighters. For those who spend long shifts within the walls, the masonry provides a clean, no-frills working environment, while its ground face and color are warm and inviting.



©Photography: Shaun P. Yauch, AIA, BJG Architecture + Engineering



CLOVIS NORTH HIGH SCHOOL AQUATICS COMPLEX

FRESNO, CALIFORNIA

ARCHITECT:
TAM+CZ Architects, LLP
 5650 N. Fresno St., Suite 110
 Fresno, CA 93710

Jacky C. Chan, Architect, AIA
Principal

Armando Zinzun
Designer and Project Manager

Aquatic Design Group, Inc.
Pool Designer

STRUCTURAL ENGINEER:
 Parrish Hansen Incorporated
GENERAL CONTRACTOR:
 Davis Moreno Construction, Inc.
MASONRY CONTRACTOR:
 O'Neal Masonry, Inc.

BLOCK PRODUCER:
 Basalite Concrete Products, Inc. (formerly Blocklite)

OWNER:
 Clovis Unified School District

Architect's Commentary: This aquatics center was designed to serve multiple "publics": (1) as a home for the Clovis North High School competitive aquatics program, in a school district, which prides itself on producing winning athletes and teams; (2) as a multi-purpose aquatic venue for community recreational programs in a growing city where the schools are, in truth, centers of community recreation; and (3) as a possible competition venue for various competitive swimming and diving groups from high school to AAU.

The facilities to accommodate these various needs include two side-by-side 50-meter multi-purpose competition pools; a concrete masonry support building; and, within the aquatics complex, concrete seating tiers for spectators, as well as a turfed area of about 7,500 square feet for visitors to set up shade shelters for day-long events.

One pool is a constant 2-meter depth for competitive swimming and water polo. The other has a diving well on one end with multiple diving boards for competitive diving, and is shallow on the other end for recreational uses. Both pools are set up with 8 lanes in the 50-meter direction, and 19 lanes for high school (with the multiple 25-yard competition distances).

Should any competitive event be anticipated to generate crowds in excess of the seating capacity of the concrete tiers, the raised turf area is available to set up additional bleachers, or bleacher sections can be installed on the deck between two pools. High illumination light standards provide full lighting for meets that are scheduled to continue into the after-dark hours.

Why Masonry? The support building is designed in concrete masonry to both complement and echo the design style of the surrounding campus, and to provide a long-lived structural shell in a moist environment. It houses the array of equipment required to keep a major pool complex operating, restrooms/changing rooms, exterior showers, as well as an administration office with direct view of the complex for control supervision and use of visiting officials.



©Photography: Kevin Schultz, Shue Photography



SHANDON SAFETY ROADSIDE REST AREA

SHANDON, CALIFORNIA

ARCHITECT:

California Department of Transportation
Office of Transportation Architecture, Electrical
Mechanical, Water and Wastewater
1120 N Street
Sacramento, CA 94273

Janusz Pietrzak
Design Architect

Project Team:

Donald E. Alsey, Senior Architect
Jerry Marcotte, Senior Wastewater Engineer
Baldev S. Dehal, Electrical Engineer
Claude Bylinski, Mechanical Engineer
Laurie Vasquez, Water/Wastewater Engineer
Corby Kilmer, Landscape Architect
Paula Carr, Environmental
Nick Heisdorf, Tony Pascual, Construction
Tim Richards, Joseph Arnold, Construction
Lisa Lowerison, Project Manager

STRUCTURAL ENGINEER:

Tom Mesich, California Department of Transportation

GENERAL CONTRACTOR:

Specialty Construction, Inc. of San Luis Obispo

MASONRY CONTRACTOR:

Specialty Construction, Inc. of San Luis Obispo

BLOCK PRODUCER:

Air Vol Block, Inc.

OWNER:

California Department of Transportation (Caltrans), District 5

Architect's Commentary: Rest areas are unique pedestrian environments, providing visitors with a lasting impression of California. Rest areas are a vital part of a prosperous economy, facilitating the movement of goods and services, and supporting tourism. Most importantly, safety roadside rest areas improve driver alertness, which reduces accidents and saves lives. Unattractive rest areas are not well used and are more susceptible to vandalism.

Caltrans recently completed a major rehabilitation of the Shandon Safety Roadside Rest Area. The rest area serves approximately one million visitors annually, providing a reliable stop for local commuters, regional school buses, recreational travelers, and commercial truck drivers on Route 46, a designated Highway Safety Corridor and heavily-traveled connection between the Central Valley and the Coast.

Improvements included two new restroom buildings, a crew building with a California Highway Patrol satellite office, and a revitalized pedestrian core consisting of a vending kiosk, drinking fountains, picnic tables, benches, informational and interpretive displays, security lighting and landscaping. The project upgraded water and electrical systems, installed an innovative "green" wastewater treatment system, and brought the 30 year old facility into compliance with current accessibility standards and modern building codes. Construction was fully funded by the Federal American Recovery and Reinvestment Act of 2009.

Why Masonry? CMU was selected as a versatile, attractive and cost-conscious building material that met the project's need for durability, low-maintenance, vandal resistance and energy efficiency, while also complimenting the quiet beauty of the surrounding hills. It was an appropriate choice for structures built in an area known for earthquakes and brush fires. CMU was chosen to withstand heavy public use and to help moderate hot and cold temperature swings in the unconditioned restrooms. CMU was also able to adapt to unique building forms such as the circular vending kiosk.

The earth-tone colors of the exposed polished stone aggregate in the burnished block, combined with accents of rust-color corrugated-metal siding and a dramatic curved roof, provided a simple but appealing exterior, reminiscent of agricultural structures in the region. The mottled texture of the CMU helps mask daily wear and tear. The natural aesthetic of the CMU blended well with faux-stone tile on interior walls and resulted in a cost savings - reduced tile area - with attractive results. The CMU was manufactured within 50 miles of the job site, further enhancing its appeal as an economical and sustainable building material.




©Photography: Lisa Maksoudian, www.lisamaksoudian.com



CHANGE SERVICE REQUESTED

6060 Sunrise Vista Drive
Suite 1990
Citrus Heights, CA 95610
www.cmacn.org



2011

CMACN/AIACC CONCRETE MASONRY DESIGN AWARDS

Mark your calendar for the 2011 CMACN/AIACC Concrete Masonry Design Awards Banquet to be held Friday, September 23, 2011, at The Island Hotel, Newport Beach, California.

Cost: \$200 per person

Correction:

In the January 2011 issue of "CMU Profiles in Architecture, Page 2, the General Contractor for the City of Fresno Regional Police Training Facility was incorrectly identified. The General Contractor of this project is Harris Construction.

ARCHITECTURAL CONCRETE MASONRY

Concrete Masonry Units are dimensionally and aesthetically pleasing for ANY of your existing or future designs. CMU's can be integrally pigmented and textured to meet a wide range of client and project demands. CMU's are design flexible, versatile, noncombustible, durable, economical and locally available.

Funding for the production and publication of the CMU Profiles in Architecture is provided by

AIR VOL BLOCK, Inc.
(805) 543-1314
San Luis Obispo, CA 93401

ANGELUS BLOCK COMPANY, Inc.
(818) 767-8576
Fontana, CA 92335
Gardena, CA 90248
Indio, CA 92202
Orange, CA 92668
Oxnard, CA 93030
Rialto, CA 92316
Sun Valley, CA 91352

BASALITE CONCRETE PRODUCTS, LLC
(707) 678-1901
Carson City, NV 89706
Dixon, CA 95620
Sparks, NV 89431
Tracy, CA 95376

BLOCKLITE
(a subsidiary of Basalite Concrete Products, LLC)
(559) 896-0753
Selma, CA 93662

CALSTONE COMPANY, Inc.
(408) 984-8800
Galt, CA 95632
San Martin, CA 95046
Sunnyvale, CA 94086

CEMEX
(702) 643-1332
Las Vegas, NV 89115

CIND-R-LITE BLOCK COMPANY
(702) 651-1550
North Las Vegas Area
(702) 365-6955
South Las Vegas Area
Las Vegas, NV 89081

DESERT BLOCK COMPANY, Inc.
(661) 824-2624
Mojave, CA 93501
Bakersfield, CA 93307

OLDCASTLE APG WEST, Inc.
(602) 302-9605
Needles, CA 92363

ORCO BLOCK COMPANY, Inc.
(800) 473-6726
Banning, CA 92220
Indio, CA 92203
Oceanside, CA 92056
Riverside, CA 92509
Romoland, CA 92585
Stanton, CA 90680

RCP BLOCK & BRICK, Inc.
(619) 460-7250
Lemon Grove, CA 91946
San Diego, CA 92154
Santee, CA 92071

TRI DELTA
(a subsidiary of Oldcastle, APG West, Inc.)
(702) 633-5787
North Las Vegas, NV 89030

Concrete Masonry Association of California and Nevada (CMACN) a nonprofit professional trade association established in 1977, is committed to strengthening the masonry industry in California and Nevada by providing:

- Technical information on concrete masonry for design professionals.
- Protect and advance the interests of the concrete masonry industry.
- Develop new and existing markets for concrete masonry products.
- Coordinate members' efforts in solving common challenges within the masonry industry.

For further information contact us at:
Concrete Masonry Association
of California and Nevada
6060 Sunrise Vista Drive, Suite 1990
Citrus Heights, CA 95610-7004

Tel: (916) 722-1700
Fax: (916) 722-1819
Email: info@cmacn.org
Web Site: www.cmacn.org

