

**CMU**

# PROFILES IN ARCHITECTURE

GRAND  
AWARD



**2011**

**Concrete Masonry Design Awards**  
Text Includes Excerpts From Each Architectural Firm's Description of the Project, and Jury Comments Delivered by Jury Chairperson, Trula H. Remson, A. I. A., LEED® AP.



GRAND  
AWARD

SUSTAINABLE DESIGN



## RED ROCK CANYON VISITOR CENTER

LAS VEGAS, NEVADA

**ARCHITECT:**  
Line and Space, LLC  
627 E. Speedway Blvd.  
Tucson, AZ 85705

Les Wallach, FAIA  
Lead Designer  
Henry Tom, AIA, NCARB  
Project Manager  
Johnny Birkinbine, AIA  
Project Architect  
Bob Clements, AIA, LEED® AP  
Architect in Charge of Interpretive Coordination

Manny Kropf, RA  
Mike Anglin, RA, LEED® AP  
Ray Jin  
David Bullaro, RA  
Project Team

**STRUCTURAL ENGINEER:**  
Holben, Martin & White Consulting Engineers, Inc.  
**GENERAL CONTRACTOR:**  
Straub Construction, Inc.  
**MASONRY CONTRACTOR:**  
Frazier Masonry Corporation  
**BLOCK PRODUCER:**  
Tri Delta, Inc. (an Oldcastle Company)  
**OWNER:**  
U. S. Department of the Interior, Bureau of Land Management

**Sustainable Jury Comments:** *This project lives elegantly with the environment of which it is a part. The Center takes its design cues and responds to its location as the primary interpreter for visitors. The area of enclosed spaces of the center were significantly reduced by using protected and shaded exterior exhibit areas, reducing heating and cooling and significantly reducing energy use. A rainwater collection system is used for interpretative exhibits and landscaping. A passive system pre heats outside air. And,*

*a 55 kilowatt solar system provides much of the electric power needed for the project.*

**Architect's Commentary:** The idea with the greatest impact on reducing the building's resource consumption is locating the exhibits and related circulation (originally programmed as interior air conditioned space) outdoors. This allows the Mojave Desert landscape to become a backdrop for the exhibits and for the architecture to demonstrate strategies aimed at improving visitor comfort and reducing use of non-renewable resources. The result is a 68% reduction in air conditioned volume, which not only saves energy on cooling and heating costs, but significantly reduces construction materials and maintenance needs over the life of the building.

The facility incorporates many resource-conserving ideas into the design. The Arrival Building is sheltered by a "big-hat" (a roof with broad overhangs), which creates intermediate thermal transition zones and forms the collection plane for rainwater harvesting used for interpretive exhibits and landscape irrigation. Thermal transition zones alleviate shock to users' senses by providing a place where eyes and skin can adjust while moving between the hot, bright, exterior and the cool, daylight interior. The broad overhangs shade the glazing of the building during summer, yet allow the low winter sun to help warm the space.

In addition to the use of high-efficiency mechanical systems, solar water heating, a transpired solar collector developed with the National Renewable Energy Laboratories (NREL), and a 55 kilowatt photovoltaic array convert the region's intense sun into energy. The transpired solar collector provides heating for the restrooms during winter months, allowing the mechanical system in these spaces to be eliminated. Concrete masonry helps unify the building with the landscape and was used for its durability, local availability, and low maintenance requirements. As part of future upgrades to infrastructure, a closed-loop recirculating waste water system will replace an existing septic system, treating reclaimed water for reuse in flushing toilets. This project anticipates LEED Gold certification.



©Photography: Henry Tom, AIA, NCARB, Line and Space, LLC, photos 1 & 4  
Robert Reck, Robert Reck Photography, photos 2, 3 & 5

CMACN July 2011 Awards Issue of "CMU Profiles in Architecture"

SUSTAINABLE DESIGN

HONOR  
AWARD



## SOUTH TAHOE HIGH SCHOOL TRANSPORTATION/CONSTRUCTION “GREEN” ACADEMY AND CLASSROOM REPLACEMENT BUILDING

SOUTH LAKE TAHOE, CALIFORNIA

**ARCHITECT:**

LPA, Inc.

5161 California Avenue, Suite 100  
Irvine, CA 92617

Wendy Rogers, AIA, LEED® AP  
Design Principal

Steve Newsom, AIA, LEED® AP  
Project Director

Tony Harris  
Project Architect

**STRUCTURAL ENGINEER:**

LPA, Inc.

**GENERAL CONTRACTOR:**

SMC Construction

**MASONRY CONTRACTOR:**

Frazier Masonry Corporation

**BLOCK PRODUCER:**

Basalite Concrete Products, LLC


**OWNER:**

Lake Tahoe Unified School District

**Sustainable Jury Comments:** *Through the use of simple materials and the effective use of daylight and natural ventilation, this project creates learning spaces that are at once beautiful and supportive. Comfort is assured despite having no air conditioning. Windows are carefully placed for light, air and view. Natural light is used to minimize energy use and to provide greater amenity to the classroom spaces. The project is designed to meet the exacting standards of the Collaborative for High Performance Schools (C.H.P.S.).*

**Architect's Commentary:** Each project is C.H.P.S. designed and qualified for the High Performance Energy Grant beating Title 24 by 30% when space cooling is removed from the energy calculations. The following is a listing of the sustainable features of the project:

- No mechanical cooling systems – operable windows allow the buildings to breathe, taking advantage of the climate.
- The campus central steam heating plant has been renovated and modernized.
- Natural light to illuminate the spaces with daylighting and occupancy controls.
- Exposed building structure of wood, concrete masonry, and building systems coupled with signage create a living laboratory and educational tool for smart green design.
- Exterior learning courtyards include plants native to or adapted to the Tahoe region, while also being fire resistant. Plants are irrigated with a water efficient system during the warmer and dryer months of the year.
- Storm water runoff is collected and infiltrated in cobble trenches with excess water conveyed either to an on-site detention basin or subsurface “storm chamber” located under vehicular areas. These allow onsite storm water to recharge the groundwater with no runoff to the lake.
- Exterior lighting incorporates full cut-off light fixtures helping to preserve Tahoe’s dark skies and prevent glare into unwanted areas.
- Sustainable exterior and interior signage informs the student population of green features used on the project and has been incorporated into the curriculum for “teachable moments” throughout the space.
- The material selection was guided by do more with less, so wherever possible the structure (exposed glu-lam beams, concrete masonry and concrete slabs) of the buildings are exposed and showing how the building is made and saving money where structure becomes finish. All finish material when used have a high recycled content.
- All classrooms meet the stringent C.H.P.S. requirements for classroom STC standards.



©Photography: Cris Costea, Costea Photography, Inc.

CMACN July 2011 Awards Issue of “CMU Profiles in Architecture”

SUSTAINABLE DESIGN

HONOR  
AWARD



## UC DAVIS STUDENT HEALTH AND WELLNESS CENTER

DAVIS, CALIFORNIA

### ARCHITECT:

**WRNS Studio, LLP**

501 Second Street, Suite 402  
San Francisco, CA 94131

### Partners

John A. Ruffo, FAIA, RIBA, LEED® AP, Partner-in Charge  
Bryan Shiles, AIA, Design Partner  
Mitch Fine, AIA, LEED® AP, Project Manager  
Brian Milman, AIA, Project Architect  
Pauline Souza, AIA, LEED® AP Sustainability Director

### Staff

Scott Gillespie, AIA, Architect  
Donna Gold Roberts, AIA, Designer  
Leilanie Bruce, Construction Administrator

### STRUCTURAL ENGINEER:

Rutherford and Chekene

### GENERAL CONTRACTOR:

McCarthy Construction

### MASONRY CONTRACTOR:

John Jackson Masonry

### BLOCK PRODUCER:

Trenwyth Industries (an Oldcastle Company)


### OWNER:

University of California, Davis

*Architect's Commentary:* Targeting LEED-NC Gold, the building is oriented on an east/west axis to maximize northern and southern exposure. The south perimeter of the building accommodates private offices with operable windows and sunshades, providing occupants individual lighting and thermal control. An active chilled beam mechanical system uses water rather than air to provide temperature control for the building, helping the project exceed Title 24 by 26% and a target of 8 to 10 LEED points for Energy & Atmosphere Credit 1. A green roof covers the Lobby, providing a highly visible reminder of sustainability and wellness to the campus community. A Wellness Garden comprised of native, edible and medicinal plant species requires minimal irrigation. A stormwater retention basin collects the site's storm runoff for recharge of the aquifer rather than piping it off site.

On a campus surrounded by concrete, masonry and stone, concrete masonry was chosen at the main entry elevator and stair tower for its contextual connection to other buildings on campus. The Student Health and Wellness Center incorporates a custom monument-sized 4"x24" polished concrete masonry unit to create a sophisticated and elegant connection from the interior to the main campus. This created an aesthetic that emphasizes the client's goal of promoting wellness more effectively than a typical masonry unit.

*Sustainable Jury Comments:* This building serves well as a model for achieving great design while incorporating effective sustainable strategies seamlessly. The building is well sited, each facade responding to its solar orientation as it should. This and other measures are key to achieving 26% savings beyond California's rigorous energy standards. The project also uses an efficient active chilled beam HVAC system, storm water retention, and a vegetated roof over part of the building.



©Photography: Bruce Damonte, Bruce Damonte Photography

CMACN July 2011 Awards Issue of "CMU Profiles in Architecture"

MERIT  
AWARD

SUSTAINABLE DESIGN



## NORTH NATOMAS PUBLIC LIBRARY

SACRAMENTO, CALIFORNIA

### ARCHITECT:

Nacht & Lewis Architects

600 Q Street, Suite 100  
Sacramento, CA 95811

Brian J. Maytum, AIA, LEED® AP  
Principal

### STRUCTURAL ENGINEER:

Buehler & Buehler Structural Engineers, Inc.

### GENERAL CONTRACTOR:

McCarthy Construction

### BLOCK PRODUCER:

Basalite Concrete Products, LLC

### OWNER:

City of Sacramento, Sacramento Public Library

**Sustainable Jury Comments:** Daylight provides the form for this library. Large clerestory windows face south and north in the reading room and circulation areas. The south facing glazing is sloped to increase the incident angle from the sun, reducing solar gains. The project also incorporates other ecological features such as efficient irrigation, low-flow plumbing fixtures, efficient lighting and advanced controls.

**Architect's Commentary:** Obtaining LEED Gold certification by the USGBC, the library incorporates many high performance features. Site size was limited and includes shared parking with access to public transportation including future light-rail. Water use is reduced with efficient irrigation, low-flow plumbing fixtures, and a high efficiency, chemical-free cooling tower. Energy is reduced with high efficiency lighting and mechanical systems with advanced controls and building system management. Regional and recycled materials were used and extensive recycling

of construction debris was recognized. Key however to the sustainable features is the abundant use of controlled natural daylight and views. Lowering energy usage and contributing to increased user performance, natural daylight is accommodated through clerestory windows resulting from the uplifted "open-book" roof design

Exposed concrete masonry was used extensively for its beauty, durability, and sustainable nature. Serving as both a structural material and finish product, the concrete masonry saved money and contributes to the low-maintenance nature of the facility, particularly when exposed to the abuse of young high school students. The unique "mint chip" green and a "snow white" block were used in both split-face and precision ground face finishes. The combination of colors and textures amplified by the dramatic interior finish and furnishing colors, contributes to the playfulness of this community asset. The concrete masonry products used were manufactured within 25 miles of the project site using regionally produced materials and contributing to the projects sustainability.



©Photography: Ed Asmus, Ed Asmus Photography

CMACN July 2011 Awards Issue of "CMU Profiles in Architecture"



## ELLIS CREEK WATER RECYCLING FACILITY

PETALUMA, CALIFORNIA

**ARCHITECT:**

**Burks Toma Architects**  
814 Camelia Street  
Berkeley, CA 94710

Karen Burks, LEED® AP  
Principal

**STRUCTURAL ENGINEERS:**

Carollo Engineers  
Ingraham DeJesse Associates

**GENERAL CONTRACTOR:**

Kiewit Pacific Co.

**MASONRY CONTRACTOR:**

Gene Amato Masonry

**BLOCK PRODUCER:**

Calstone Company, Inc.

**OWNER:**

City of Petaluma Department of Water Resources and Conservation

**Sustainable Jury Comments:** *With this project, water treatment and reuse are accomplished in a sustainable manner using ecological principals. Treated water is reused to provide irrigation for neighboring farms. Good orientation and window shades minimize solar gains and reduce glare while providing a strong connection with outdoor spaces. Monitors bring daylight to an interior corridor where it is shared with adjacent spaces through glass walls.*

**Architect's Commentary:** The Ellis Creek Water Recycling Facility is located on a 270 acre parcel surrounded by farmland and vineyards. Structured wetlands that function as part of the water treatment process were developed in collaboration with an environmental artist. The recycled water produced by the plant is used by golf courses, vineyards and agriculture facilities and for the fire suppression system at the Facility.

The 13,000 square-foot Operations and Maintenance Building, together with numerous process structures, compose the facility. The Operations portion includes a reception area for tour groups, administrative offices and library, the control room from which


the water recycling process is monitored, and a water testing laboratory. The Maintenance area includes an open shop area with a bridge crane for equipment repair, an electrical shop, offices and parts storage. The two functional areas are expressed as distinct volumes, linked by a glass-walled Mud Room that adjoins the shared staff locker rooms and break room.

The facility is designed to meet minimum LEED Silver certification standards through the integration of site, material and building systems. The exterior materials, including structural concrete masonry walls - both split faced and honed - with accent panels of copper siding, were selected to minimize long term maintenance and integrate into the surrounding landscape with subtle texture and color contrast. Both were locally fabricated. The CMU walls, insulated with cellulose insulation, minimize seasonal heat gain/loss. The vegetated roof further improves the building's thermal performance by retarding heat transfer and buffering daily temperature fluctuation.

The building is carefully sited along an east-west axis allowing the primary spaces in the building to get excellent southern exposure. Exterior shading was provided as needed to reduce glare and heat gain. On the interior, light shelves are utilized to further reduce glare and assist with daylighting. A clerestory and skylights are used over the center portion of the building to bring daylight to the windowed corridor. All interior materials were selected for low toxicity and easy maintenance.

High efficiency boilers and an evaporative cooling system are used for the operations/lab portion of the building, while radiant heating is used for the maintenance wing. High efficiency T-8 lighting is used throughout. Windows are operable and are utilized many months of the year. All roof and parking lot drainage is retained on site and the parking area is shaded. Drought resistant planting is used throughout. A new bus stop was brought to the site to serve both staff and visitors.

Tertiary treatment of the processed water occurs in constructed wetlands. Trails leading to the river and wetlands from the building (a large shaded entry porch serves as the departure point) have been installed so that visitors can see first hand how the water is processed.



©Photography: Muffy Kibbey, Muffy Kibbey Photography



## RAY BIZJACK ARTS VILLAGE AT WESTERLY SCHOOL

LONG BEACH, CALIFORNIA

**ARCHITECT:**  
Killefer Flammang Architects  
1625 Olympic Blvd.  
Santa Monica, CA 90404

Will Longyear, AIA  
*Design Architect*

**STRUCTURAL ENGINEER:**  
Li and Associates, Inc.  
**GENERAL CONTRACTOR:**  
Fullmer Construction  
**MASONRY CONTRACTOR:**  
Kronmuller Konstruktion

**BLOCK PRODUCER:**  
ORCO Block Company, Inc.

**OWNER:**  
Westerly School of Long Beach

**Jury Comments:** *We admired this simple, elegant project because it created such a special learning environment. The buildings are carefully oriented to define beautiful outdoor classrooms and recreation areas. The classrooms seem to extend into the courtyard thanks to ample natural light and large sliding glass doors. This project likely had a very modest budget. However, it is obvious here that excellent design can elevate any building project to Architecture, even with a modest budget. This project was well-considered, well-detailed and simply beautiful.*

**Architect's Commentary:** Established in 1997, a small private school for grades K-8 is currently housed in portable buildings in an industrial area of Long Beach. With growing optimism for the school's success and academic excellence, the school commissioned this new arts facility and a multi-

purpose pavilion building. Completed in 2009, the Bizjack Arts Village is the first permanent building for the campus.

Sited on a knoll at the edge of campus, the building's two wings support the performance and visual arts curriculums and define a garden courtyard that serves as an extension of the classrooms and supports student exhibition and performance. An existing amphitheater anchors the building to the courtyard and utilizes the covered walkway as a stage. Large sliding glass doors connect the classrooms to the courtyard and provide ample natural light and ventilation. The perimeter gardens create an informal performance space and an outdoor work area.

As the first permanent structure on the campus, the Arts Village establishes an architectural vocabulary and scale for the future development of the campus. The simple building forms and economical use of materials respond to the modest project budget. The building is made of concrete masonry with a light steel roof structure. Smooth plaster is applied to the exterior facades, while exposed shot-blasted masonry is used on the courtyard facades to provide scale and texture through the use of a unique staggered stack-bond coursing pattern with alternating joint treatments. Wood trellises protect courtyard facades and create a band shell at the amphitheater stage.

Concrete masonry was selected for this project because of its flexibility, economy, thermal performance, durability and ability to be both a structural solution and finished material. Respecting and incorporating masonry best-practices was a design opportunity that informed the design of building elevations and detailing that resulted in a more nuanced design solution. While working closely with the block manufacturer to adjust the pigment, aggregates and intensity of the block finishes, we became aware of the incredible design opportunity presented by concrete masonry.



©Photography: Jim Simmons, Del Zoppo-Simmons-Productions

EDUCATION DESIGN

HONOR  
AWARD



## SOUTH TAHOE HIGH SCHOOL TRANSPORTATION/CONSTRUCTION “GREEN” ACADEMY AND CLASSROOM REPLACEMENT BUILDING

SOUTH LAKE TAHOE, CALIFORNIA

**ARCHITECT:**

LPA, Inc.

5161 California Avenue, Suite 100  
Irvine, CA 92617

Wendy Rogers, AIA, LEED® AP  
Design Principal

Steve Newsom, AIA, LEED® AP  
Project Director

Tony Harris  
Project Architect

**STRUCTURAL ENGINEER:**

LPA, Inc.

**GENERAL CONTRACTOR:**

SMC Construction

**MASONRY CONTRACTOR:**

Frazier Masonry Corporation

**BLOCK PRODUCER:**

Basalite Concrete Products, LLC


**OWNER:**

Lake Tahoe Unified School District

**Jury Comments:** We were intrigued with the Transportation/Construction program of this school and applauded the way the architect directly responded to that program. This building's massing and roof structure responds to its snowy environment at a 6,250 foot elevation. We thought masonry products were incorporated strategically and logically to provide a thermal mass for the building. Despite the use of a great deal of masonry, the architect was able to design the building to "touch the ground lightly" as it is located in an environmentally sensitive area. This building appeared to be totally customized – to its client, its program, and its site.

**Architect's Commentary:** As most of the school year takes place during snow conditions, the new buildings designed for this existing campus must be able to operate and remain productive through regular winter storms. Located at an elevation of 6,250 feet, the school design must address heavy snow loads, snow plow access, and multi-agency permit requirements for construction in an environmentally sensitive area. Each educational space has a connection to outdoor courtyards, for hands-on learning during temperate weather conditions in the spring and fall. Each project is C.H.P.S. designed and qualified for the High Performance Energy Grant beating Title 24 (California's energy code) by 30% when space cooling (no mechanical cooling is provided) is removed from the energy calculations.

The projects are a direct response to educational program, as well as the site and climatic conditions. The buildings touch the site 'lightly' to minimize the impact on existing mature pine trees and to avoid grading of sloped areas of the site. On each project there are two roof pitches that deal with winter snow loads. The steep southern pitch promotes snow melt that falls into a dedicated collection area. The shallow northern pitch, used minimally, is to collect snow for longer duration. The design team took the local "Sierra" vernacular and interpreted it to create a contemporary learning environment that is informed by sustainability. Concrete masonry provides durability and thermal mass, complemented with recycled horizontal fiber cement panels that provide natural fire resistance and a maintenance free exterior. The locally manufactured concrete masonry minimized transportation pollution and functions as structure and exterior/interior finish saving money and materials used. The concrete masonry is exposed in public areas and the classrooms and is part of the "less is more" approach where the students can see how the buildings are constructed.



©Photography: Cris Costea, Costea Photography, Inc.

CMACN July 2011 Awards Issue of "CMU Profiles in Architecture"





## UC DAVIS STUDENT HEALTH AND WELLNESS CENTER

DAVIS, CALIFORNIA

### ARCHITECT:

**WRNS Studio, LLP**

501 Second Street, Suite 402  
San Francisco, CA 94131

### Partners

John A. Ruffo, FAIA, RIBA, LEED® AP, Partner-in Charge  
Bryan Shiles, AIA, Design Partner  
Mitch Fine, AIA, LEED® AP, Project Manager  
Brian Milman, AIA, Project Architect  
Pauline Souza, AIA, LEED® AP, Sustainability Director

### Staff

Scott Gillespie, AIA, Architect  
Donna Gold Roberts, AIA, Designer  
Leilanie Bruce, Construction Administrator

### STRUCTURAL ENGINEER:

Rutherford and Chekene

### GENERAL CONTRACTOR:

McCarthy Construction

### MASONRY CONTRACTOR:

John Jackson Masonry

### BLOCK PRODUCER:

Trenwyth Industries (an Oldcastle Company)

### OWNER:




University of California, Davis

**Jury Comments:** We found this project's rationality extremely elegant. The 4"x24" polished concrete masonry unit construction works beautifully with the storefront system to provide a transparent and non-threatening aesthetic to health care. The interiors are also beautiful and well-considered using a palette of concrete masonry, wood, and glass, which are warm and provide wayfinding clues. This building looks like what you expect healthcare to be – rational, clean, and benevolent.

**Architect's Commentary:** The new 77,000 square-foot Student Health and Wellness Center is a comprehensive facility focused on programs for the modern student, providing for primary care services, women's health, specialty clinics, counseling services, and health promotion and education. The facility is designed to accommodate future services through modular external and internal expansion for programs such as employee health, sports medicine, and other specialty services.

The modular approach is also reflected in the development of clinic "pods". These pods are designed to mirror each other, providing maximum flexibility to accommodate clinical specialty change and development over time. The distinctive design and strong presence of the new Student Health and Wellness Center helps make healthy living integral to the college experience. Located on one of the campus' primary vehicular, bike and pedestrian pathways, the new facility is highly visible and accessible to the campus community. The landscaping, which includes a wellness garden and a vegetable garden, further emphasizes the center as a welcoming, nurturing place. The facility is located directly adjacent to the new Activities and Recreation Center, linking these two student services.

On a campus surrounded by concrete, masonry and stone, masonry was chosen at the main entry elevator and stair tower for its contextual connection to other buildings on campus. The building incorporates a custom monument-sized 4"x24" polished concrete masonry unit to create a sophisticated and elegant connection from the interior to the main campus. This created an aesthetic that emphasizes the client's goal of promoting wellness more effectively than a typical masonry unit. The finely polished concrete masonry units and transparent curtain walls reveal the building's vibrant, active interiors and encourage use of the facility.



©Photography: Bruce Damonte, Bruce Damonte Photography

MERIT  
AWARD

EDUCATION DESIGN



## CARUSO WATT AQUATICS CENTER

LOS ANGELES, CALIFORNIA

**ARCHITECT:**  
Parallax Associates  
5763 Uplander Way  
Culver City, CA 90230

Craig Allen Jameson, AIA  
Principal

John Masotta, AIA  
Principal

**STRUCTURAL ENGINEER:**  
Cefali & Associates, Inc.

**AQUATICS CONSULTANT:**  
Jones & Madhavan

**GENERAL CONTRACTOR:**  
Del Amo Construction

**MASONRY CONTRACTOR:**  
Masonry Masters, Inc.

**BLOCK PRODUCER:**  
Angelus Block Company, Inc.

**OWNER:**  
Brentwood School

**Jury Comments:** This building was described as a “theatre for swimming,” and this jury found it to be quite dramatic, indeed. The juxtaposition of the jumbo running bond block and the wood arbor-type structure above the entry colonnade must make the experience of entering this facility a truly special experience. We also found the shower structure to be particularly elegant and well-detailed. Much attention was given to the material selections, orientation and shading to reduce glare and to provide respites of shade to enhance the experience of using this aquatic center.

**Architect’s Commentary:** Situated on Brentwood School’s 27-acre campus, the Caruso Watt Aquatics Center is designed to be a “theatre for swimming.” The project requirements called for a 25m x 25m swimming pool to host swim meets and water polo events served by a 5,100 square-foot facilities building that


provides locker rooms, training and equipment rooms, offices for coaching staff, and mechanical rooms for pool machinery.

Careful attention was given to the selection, use, and detailing of concrete masonry units (CMUs) that would come to define the character of the aquatics center. CMU walls were selected to be used as interior and exterior walls for the need to withstand abuse from sun, water, and student athletes, while conveying high architectural quality and drama. At the exterior, the masonry units were coursed in “jumbo running bond” to form 16”x16” modules to mimic larger stone elements and elevate the appearance of the wall.

Complementing the use of concrete masonry units is a colonnade and lattice “proscenium” through which swimmers enter and exit the pool. Clad in Alaska Yellow Cedar, the broad columns modulate between the expansive scale of the pool and starkness of the concrete masonry units, reduce glare in the pool area, and provide shade for the building entries. Throughout the day, light passes through the delicate trellis above and activates the CMU wall beyond with a performance of shadows in constant motion.

The aquatics center is located on a site with a steep hillside that had to be carved back to create the area necessary for the required program. Two parallel retaining walls with a landscaped terrace between them were introduced to accomplish this. Then, the facilities building was sited parallel to these walls in a manner designed to promote passive heating and cooling. Together, the 12-foot high retaining wall at the rear of the building, and the colonnade and trellis along the front keep over 80% of the building’s surface area fully shaded. This, along with the fully grouted 8-inch thick perimeter masonry eliminates the need for air conditioning.

Further protecting the interior from heat gain is the 135-foot long array of solar panels that shade the roof system and utilize solar energy to supply a substantial portion of the pool’s heating requirements. To provide proper shading for spectators and student athletes, solar orientation was carefully studied to provide effective shade canopies over the bleachers and outdoor showers.



©Photography: Tom Bonner, Tom Bonner Photography - photos 1, 2, & 3  
Joel Chappo, Parallax Associates - photo 4

CMACN July 2011 Awards Issue of “CMU Profiles in Architecture”



## KENDYL DEPOALI MIDDLE SCHOOL

RENO, NEVADA

### ARCHITECT:

**Van Woert Bigotti Architects**  
1400 S. Virginia Street, Suite C  
Reno, Nevada 89502

K. Brad Van Woert, III, AIA  
*Principal in Charge*

Angela Bigotti-Chavez, AIA  
*Design Principal*

### STRUCTURAL ENGINEER:

Hartman Structural Engineering, LLC

### GENERAL CONTRACTOR:

United Construction

### MASONRY CONTRACTOR:

Gene Koffler Masonry

### BLOCK PRODUCER:

Basalite Concrete Products, LLC

### OWNER:

Washoe County School District

**Jury Comments:** *This well-composed campus uses a very economical “standard gray precision-face block” artistically so that the “total is greater than the sum of the parts.” The massing of the buildings defines a centralized courtyard of outdoor learning rooms and gathering areas. The sheltering roof structures seem appropriate for a school located in an expanse of open land and refer to the mountain range beyond. A stated goal of the project was to inspire school pride and this jury believes that aspiration is accomplished in this design.*


**Architect’s Commentary:** Washoe County School District’s brief was to generate an environmentally sensitive Middle School addressing the Vision 2015 Education Specifications

and provide a signature architectural statement that inspires a notable level of school pride all within a tightly constrained budget.

This solution provides a site adaptable “kit of parts” organized by a “main street” corridor. Separate wings are organized around an outdoor centralized courtyard of outdoor learning rooms and an amphitheatre for school and community gathering. Each grade level, 6th, 7th, and 8th and elective classrooms are occupied in two individual two-story “wings” and the administration, library, gymnasium and cafeteria occupy other separate wings.

The design captures outdoor views of the mountain terrain and minimizes electrical demand through proper building orientation and maximizing the area of glass walls. Combined with other sustainable design strategies, this 198,000 square-foot building now operates at 60% less energy consumption than previous middle school prototypes.

Concrete Masonry Unit (CMU) construction was selected as a prominent building material early in the design process due to all of the desirable characteristics such as permanence, efficient constructability, virtual no maintenance, excellent structural properties, compliance to Anti-Terrorism, and extreme durability. As a masonry building with repetitive classroom modules, the CMU walls repeat with alternating curtain wall modules to define the architectural rhythm and school identity. Utilization of the stacked CMU construction assembly with few to no openings offered an extremely efficient construction process and contemporary detail to the school. Additionally, the economical “standard gray precision-face block” was an exceptional solution that responds to a conservative budget, yet compliments the glass and colored metal panel system assembly on the exterior, as well as the exposed structure and color scheme of the interior. CMU provided the most cost efficient solution for the structure and an ideal aesthetic appeal for the project.



©Photography: Van Woert Bigotti Architects - photos 1 & 2  
Asa Gilmore, Asa Gilmore Photography - photos 3 & 4

CMACN July 2011 Awards Issue of “CMU Profiles in Architecture”



## SANTIAGO CANYON COLLEGE SCIENCE BUILDING

ORANGE, CALIFORNIA

**ARCHITECT:**

LPA, Inc.

5161 California Avenue, Suite 100  
Irvine, CA 92617

Glenn Carels, AIA, LEED® AP

*Principal Designer*

Young Min, AIA, LEED® AP

*Project Director*

Winston Bao, LEED® AP

*Interior Designer*

**STRUCTURAL ENGINEER:**

LPA, Inc.

**GENERAL CONTRACTOR:**

Seville Construction Services, Inc.

**MASONRY CONTRACTOR:**

Angeles Contractor, Inc.

**BLOCK PRODUCER:**

ORCO Block Co., Inc.

**OWNER:**

Rancho Santiago Community College District

**Jury Comments:** *In elevation this project presents a dynamic yet easily-understood form. Masonry was used where it was logical and efficient, giving the building a strong, stable base to which an aesthetically lighter roof structure attached to the base. CMU is obviously used for its durability and affordability. Deep outdoor circulation creates lovely, sheltered spaces and animates the long side of the building. The jury appreciated the resolution of the disparate elements into an elegantly unified whole.*

**Architect's Commentary:** This 60,000 square-foot Science Building for a Community College houses laboratory and lecture/classroom space for the chemistry, biology,

microbiology, zoology, geology, physics, mathematics, and astronomy departments.

This is the third building on campus to be built using state and local bond money. Views into the site from the residential communities above dictate that all buildings on campus provide a roof form. A unifying roof plane that also reflects the natural slope of the site represents a symbolic constant between all the sciences.

The Science Building follows the LRC and Student Services buildings where concrete masonry is used for its durability and affordability. A burnished concrete block used on the exterior and interior creates a "bar" that on its exposed end forms a masonry cantilever that accents the science labs and vertical circulation. The rest of the building uses a sandblasted block (both use stacked pattern) adding interest and a color contrast breaking down the scale of this large building.

The elevation adjacent to the existing LRC is animated by the exterior circulation system's deep overhang, which protects the science labs from solar gain. Vertical metal fins add detail and further protect the circulation space, which wraps around to an exterior metal stair on the west elevation. The stair's metal panels give form to the circulation element that announces itself to the campus quad. The west elevation used CMU block on the base for the lecture spaces within, while the glass above is protected with perforated vertical fins and the roof overhang.

Building materials consist of two types of concrete masonry (burnished and sandblasted) metal accents (roof forms, sunshades and circulation elements) and glass. The judicious use of materials, coupled with the roof form and solar details create a fitting higher education environment not commonly found in Community College campuses.



©Photography: Cris Costea, Costea Photography, Inc.

GRAND  
AWARD

PUBLIC/CIVIC DESIGN



## RED ROCK CANYON VISITOR CENTER

LAS VEGAS, NEVADA

**ARCHITECT:**  
Line and Space, LLC  
627 E. Speedway Blvd.  
Tucson, AZ 85705

Les Wallach, FAIA  
Lead Designer  
Henry Tom, AIA, NCARB  
Project Manager  
Johnny Birkinbine, AIA  
Project Architect  
Bob Clements, AIA, LEED® AP  
Architect in Charge of Interpretive Coordination

Manny Kropf, RA  
Mike Anglin, RA, LEED® AP  
Ray Jin  
David Bullaro, RA  
Project Team

**STRUCTURAL ENGINEER:**  
Holben, Martin & White Consulting Engineers, Inc.

**GENERAL CONTRACTOR:**  
Straub Construction, Inc.

**MASONRY CONTRACTOR:**  
Frazier Masonry Corporation

**BLOCK PRODUCER:**  
Tri Delta, Inc. (an Oldcastle Company)

**OWNER:**  
U. S. Department of the Interior, Bureau of Land Management

**Jury Comments:** The jury appreciated how the architect worked with the client to analyze the program to not only create a more sustainable project, but also to enhance the visitor's interaction with Mojave Desert landscape. The Visitor's initial experience – the long, uninterrupted strip of view of the mountain range was obviously carefully analyzed and orchestrated. This is an extraordinarily sensitive project on many levels. In the end, this project is a terrific exhibition of how one would survive in this desert region. After studying this project, even the jury felt compelled to visit the Red Rock

Canyon. We also believe this will be a very effective facility to boost tourism in the region.

**Architect's Commentary:** Intended to introduce up to one million visitors a year to the wonders of Red Rock Canyon, the new Visitor Center differs from traditional facilities by emphasizing the specific attributes of Red Rock Canyon itself, in lieu of pseudo-natural imitations. Here, visitors are introduced to the relevant science, art and culture that will enhance their experience at the Canyon, strongly encouraging them to visit the nearby real thing.

The design of the Visitor Center creates an interpretive environment where visitors are immersed within the Mojave Desert landscape. Exhibits and related circulation, originally programmed as interior conditioned space, were designed as sheltered outdoor microclimates, open to the exterior and kept comfortable through a combination of passive and active systems. This reduced conditioned space by 68%, significantly lowering material and energy costs.

In response to the harsh climate of the Mojave Desert, the Visitor Center is oriented to provide maximum passive solar benefit. Coupled with broad roof overhangs, the orientation allows floor to ceiling glass along the north and south, which provides views to the surrounding Canyon and daylighting inside. Concrete masonry was selected as the primary building material for its natural character, ability to help the building blend with the site, and most importantly for the client, its durability and low maintenance. Masonry's ability to be structure and finished wall eliminated the need for additional framing and materials, while providing an attractive finish that resists fire, and mass to help maintain temperature and reduce sound transmission.

The Visitor Center is a physical example of how to exist and conserve in the desert. By providing shade, comfortable outdoor space, harvesting rainwater, generating energy, and using natural materials, the hope is that visitors will discover the benefits these systems offer, and apply the same concepts in their own lives.



©Photography: Robert Reck, Robert Reck Photography, photo 1, insets 3-5  
Henry Tom, AIA, NCARB, Line and Space, LLC, 1st inset

CMACN July 2011 Awards Issue of "CMU Profiles in Architecture"

HONOR  
AWARD

PUBLIC/CIVIC DESIGN



## HERITAGE HALL - WALTER D. EHLERS SENIOR AND COMMUNITY CENTER

BUENA PARK, CALIFORNIA

**ARCHITECT:**  
Robert R. Coffee Architect + Associates  
20361 Irvine Avenue, Studio B-2  
Newport Beach, CA 92660

Robert R. Coffee, LEED® AP  
*Principal Architect*

Reggie A. Wilson  
*Project Architect*

**STRUCTURAL ENGINEER:**  
Nelson Consulting Engineers  
**GENERAL CONTRACTOR:**  
AMG & Associates, Inc.  
**MASONRY CONTRACTOR:**  
Winegardner Masonry, Inc.  
**BLOCK PRODUCER:**  
ORCO Block Company, Inc.  
**OWNER:**  
City of Buena Park

**Jury Comments:** *The jury applauded the way the Architect used a pallet of masonry, wood, and plaster to create a warm aesthetic, which is absolutely appropriate for a Community Center. We also appreciated the way the building reinforced existing site axis. The wide central corridor makes the building easily understandable and welcoming. Additionally, effective night-lighting makes the building lively and intriguing in the evening. The jury believes that this building will be used and loved by the community.*

**Architect's Commentary:** Designed to function as the primary meeting and social space for the City of Buena Park, the new 9,250 square-foot Heritage Hall is sited to create a centralized destination and focal point for the campus

of buildings comprising the Walter D. Ehlers Senior and Community Center. The single story building is the third and most recent addition to the original community center built in 1971 and the senior center building added in 1983. The building's simple massing and composition are used to compliment the architecture of the existing buildings and to give the Heritage Hall a prominent visual identity.

The building is organized along a linear gallery and lobby articulated by a marching colonnade of plaster columns supporting laminated wood trusses. This gallery is the visual extension of the primary pedestrian arcade linking the buildings of the existing community center and separates the building into two functional components, the main hall and the support spaces. The 6,500 square-foot main "social hall" is articulated as a masonry block mass and is detailed with the use of alternating courses of precision and split face block. This multi-purpose space includes a catering kitchen, a raised platform/stage, has full audio-visual capabilities and is designed to accommodate 370 people in a banquet table arrangement and 600 people in a theatre style sitting arrangement. For smaller functions, the large room can be subdivided into smaller activity rooms by an electronically controlled moveable partition.

Concrete masonry was specifically chosen for this project for its sustainable properties, long term durability, cost and energy efficiency, and the opportunities it presented for texture and color. Used in combination with wood and plaster, the masonry provided an opportunity to develop a strong architectural statement that clearly defined the building's organization and reinforced the architect's goal of allowing the building detail to be expressed in how the building is constructed. A similar philosophy was used in expressing the structural connections of the wood trusses. Essentially the building utilizes the same building materials of the earlier buildings, but in a more honest and decorative manner.



©Photography: Brett Moore, RMA Photography

CMACN July 2011 Awards Issue of "CMU Profiles in Architecture"

MERIT  
AWARD

PUBLIC/CIVIC DESIGN



## FREMONT TACTICAL TRAINING CENTER

FREMONT, CALIFORNIA

**ARCHITECT:**  
WLC Architects, Inc.  
1110 Iron Point Road, Suite 200  
Folsom, CA 95630

Max I. Medina, AIA  
Principal Architect

Bill Louie, AIA  
Project Architect

**STRUCTURAL ENGINEER:**  
R. M. Byrd and Associates, Inc.  
**GENERAL CONTRACTOR:**  
Diede Construction, Inc.  
**MASONRY CONTRACTOR:**  
Gentry Masonry Corporation  
**BLOCK PRODUCER:**  
Basalite Concrete Products, LLC  
**OWNER:**  
City of Fremont

**Jury Comments:** We were so interested in both the program and the Architecture of this project. How often do you design a building that will be constantly set on fire, climbed on, repelled from, and sprayed with water? In addition to the usual design challenges such as feasibility and constructability, this project was also tested by its very program. Durability was a must and concrete masonry was an excellent choice. The building and tower are a sturdy, "bullet-proof" design of concrete block, and stairs, obstacles and appendages are attached as required. This appears to be a simple building that will be well-used and agreeable to needed modifications for many years to come. It was evident to us that the Architect had fun with this project!

**Architect's Commentary:** "A state-of-the-art Training Facility" – From project inception, this was the goal for the City of Fremont Tactical Training Center (FTTC). Due to the site's close proximity to the northern California Bay-Area water front, the design had to address many environmentally sensitive issues. The FTTC program comprised of a multiple story training tower structure, instructional classroom, and training grounds serving the local fire, EMS, educational partners, and the public safety services agencies.

The tower structure has five distinct building sections to simulate anticipated emergency responses. These sections include a one-story single family dwelling, two-story concrete tilt-up building, six story tower, interior and exterior stairwells, and two-story garden style apartment. Training components within the tower include live-burn room, sloped and flat roof ventilation props, self-contained breathing apparatus (SCBA) maze rooms, repelling, fire sprinkler prop and artificial smoke prop. Site ground level training props include a busted hydrant prop, and confined space/open trench prop.

As a tactical training center, this building is tested to the limits. It is climbed on, repelled from, lit on fire, blasted with water, and filled with smoke. It needed to be constructed with materials that are able to live up to such high demands. Concrete block masonry is such a material. It is self-contained and fire-resistant, which is imperative for a project like this. It is durable and easy to maintain, and is also cost effective and versatile. This unique project was perfectly suited to feature masonry construction.



©Photography: Genevieve Wolff, WLC Architects, Inc.

CMACN July 2011 Awards Issue of "CMU Profiles in Architecture"

GRAND  
AWARD

COMMERCIAL DESIGN



## MADAME TUSSAUDS HOLLYWOOD MUSEUM

HOLLYWOOD, CALIFORNIA

**ARCHITECT:**

**JAGROTO Architects**

600 Moulton Avenue, Suite 405  
Los Angeles, CA 90031

Michael Rotondi, FAIA

John Ash, AIA

Dick Gee, AIA, LEED® AP

Tenzin Thokme

**STRUCTURAL ENGINEER:**

Nabih Youssef & Associates

**GENERAL CONTRACTOR:**

Morley Builders

**MASONRY CONTRACTOR:**

Masonry Concepts, Inc.

**BLOCK PRODUCER:**

Angelus Block Company, Inc.

**OWNER:**

Hollywood Orange Land, LLC


***Jury Comments:** While we enjoyed the exuberance of the overall design and the slightly chaotic nature of the interior courtyard of the building, we must admit that the parking garage is what really hooked us on this project. The Architect uses “corbelling and rotation” techniques to create shape and movement on the surface of the parking area that is unexpected and completely delightful. The resulting plasticity is wonderful. The black color of the masonry lends an element of mystique and mystery. We liked the idea that the intrigue of Madam Tussauds begins even before the visitor parks his car. This is a very dramatic project worthy of its program and its site.*

***Architect's Commentary:** Hollywood Boulevard is one of the most famous and architecturally diverse streets in the world. Our project adjoins the Iconic Chinese Theater, which attracts 4 million tourists each year. Our two primary objectives were to create additional public space and to complement the historical Theater with a contemporary aesthetic and an inviting building. The architect continually negotiated with citizens groups, client, elected officials, and contractors to achieve this. The finished building looks like the original rendering.*

The client's program required a 'black box' solution on this very active site. How could we make a solid box as interesting and attractive as this site required? We decided for practical and aesthetic reasons to use CMU. Concrete masonry has been a material that we've worked with for many years, experimenting with pattern, color, and shape. We tested ways of using 'corbelling' and 'rotation' techniques to give shape and movement to the big blank surfaces intercepting light in unexpected ways, amplifying the shadow patterns.

The Madame Tussauds Hollywood Museum building was a continuation of our CMU experiments with hyperbolic surfaces, patterns, and color. The scale of the walls enhanced the dramatic effects. To test our formal ideas we built both physical and digital models and then did full scale mock-ups on site to improve the techniques, study joint types and patterns. The Madame Tussauds Hollywood Museum project is our most advanced use of CMU to date. We have not completed our investigations and will continue to explore its limits. People are surprised to see the plasticity and lightness of an inherently heavy material. This triggers their imagination and their desire to talk about things that would not normally interest them.

CMU is unique in its versatility and practicality, helping us broaden the definition of sustainability to include economy, environment, and architecture.



©Photography: Farshid Assasi, Assasi Productions

CMACN July 2011 Awards Issue of "CMU Profiles in Architecture"



GRAND  
AWARD

RESIDENTIAL DESIGN



## ROSE AVENUE RESIDENCE AND STUDIO

VENICE, CALIFORNIA

**ARCHITECT:**  
Reed Architectural Group, Inc.  
657 Rose Avenue  
Venice, CA 90291

John G. Reed  
Principal

**Project Team:**  
Marisa Solomon  
Noel Fedosh  
Teo Berndt  
Kari Middlebrook

**STRUCTURAL ENGINEER:**  
Dimitry K. Vergun  
**GENERAL CONTRACTOR:**  
Reed Architectural Group, Inc.  
**MASONRY CONTRACTOR:**  
Reed Architectural Group, Inc.  
**BLOCK PRODUCER:**  
Angelus Block Company, Inc.  
**OWNERS:**  
John G. Reed and Marisa Solomon

**Jury Comments:** *This live/work project makes the most of its 34' wide site. The architecture is eclectic and expressive – a perfect fit for its location in Venice, California. The first floor studio space is exposed to and part of the activity on the street. The loft-style dwelling above is warm and inviting using brick walls, concrete floors and an exposed bow-string truss ceiling. The dwelling's upper floor location gives it privacy from the more active street below. Wonderful exterior spaces are provided within this urban structure. We can imagine that this is a wonderful place to live and work.*

**Architect's Commentary:** After living in conforming neighborhoods for years, this architect and interior designer

couple decided to change their lifestyle and create an urban residence and studio space in Venice, California. The narrow 34' by 117' corner lot on Rose Avenue, seven blocks from the beach, was the perfect location to experiment with their personal live/work project. The mixed use zone permitted a separate ground floor architectural studio space for their design business, pedestrian oriented to the commercial corner. The building design showcases the architectural firm's studio and work and successfully adds to the eclectic architecture quintessential to the Venice Community.

The loft-style dwelling is oriented around an open concept kitchen/living space with brick walls, concrete floors and an exposed bow-string truss ceiling.

The project design with the use of contextual materials and pedestrian orientation anchors the corner of Rose and Bernard Avenues with a beacon of light. The building architecture contributes to the current renaissance on Rose Avenue. The use of contextual materials like masonry, brick, structural steel, concrete and glass compliment both the commercial and residential uses of the project and evokes the feeling that the building has evolved over time.

The project is located on a commercially zoned corner lot, which permitted a zero foot setback at the first floor interior property line. Construction within 2" of the adjacent structure, paired with the necessity for adequate fire separation, were the main reasons why concrete masonry units were selected as the material of choice. With the adjacent building being a restaurant, the inherent sound deadening quality of the CMUs provided an additional benefit beyond the technical specifications of the material. The interior surface of the masonry wall was left unfinished in the garage for cost effectiveness. The exterior of the wall was finished with smooth plaster to match the exterior of the abutting restaurant and to provide an appropriate surface to apply the City required anti-graffiti finish.



©Photography: Douglas Hill, Douglas Hill Photography

CMACN July 2011 Awards Issue of "CMU Profiles in Architecture"

HONOR  
AWARD

RESIDENTIAL DESIGN



## DESERT ONE

PALM SPRINGS, CALIFORNIA

### ARCHITECT:

**Jim Jennings Architecture**  
49 Rodgers Alley  
San Francisco, CA 94103

James R. Jennings, AIA  
*Principal*

### STRUCTURAL ENGINEER:

Kevin Clinch

### GENERAL CONTRACTOR:

D.W. Johnston Construction, Inc.

### MASONRY CONTRACTOR:

RAS Masonry

### BLOCK PRODUCER:

ORCO Block Co., Inc.

### OWNERS:

Jim Jennings and Therese Bissell

**Jury Comments:** *Pure, simple, elegant. We simply could not resist this project. Although the house could be said to consist of 2,900 square feet, only 730 square feet are actually conditioned. An 8' high concrete masonry wall encloses the house and redefines indoor/outdoor living. This project is unbelievably resolved, with each connection and each detail reduced to the simplest solution. It is evident that this house was designed to the Owners' exacting specifications. Every square foot built was desired and needed. The house was obviously lovingly designed around the Owners' preferences and rituals. And, for those Owners, we are sure that this house is perfection.*

**Architect's Commentary:** On a desert site of undisturbed native vegetation, the modest retreat is encased and defined by an 8-foot-high concrete masonry unit (CMU) wall.


The wall supports a steel roof structure and encloses two courtyards in an example of supreme indoor-outdoor living.

A zoning variance was required. We successfully demonstrated that, because of the strikingly open plan, everything inside the containment wall functions as living space: thus this is a 2,900-square-foot, rather than a 730 square-foot (of climate-controlled area) house. The containment wall was deemed part of the house: there is no variation in its height, and as viewed from outside it shows no differentiation between the climate-controlled and open areas.

The horizontal stack-bond pattern on the exterior gives a horizontal emphasis to the wall that visually anchors it to the ground. On the interior, all surfaces are brought into balance by the uniformity of the concrete masonry's square grid pattern. Concrete masonry was an economical and aesthetic choice for a material that will remain impervious to moisture, termites, dry rot and the environmental degradation through exposure to the harsh desert climate.

An ancillary utility structure incorporates photovoltaic panels. Circular openings in the house's roof structure direct air flow for efficient distribution and climate control. All surfaces above the ground plane are painted white, reflecting the bright regional light and contrasting the simple form with the stark beauty of the surrounding desert. The native vegetation is drought resistant.

In the traditional post-and-beam model, glass expanses blur the boundary between landscape and building. In contrast, this retreat is all about the walled enclosure defining the building as volume and mass. What is adapted from that earlier period is the intelligence and clarity of an unconventional residential structural system, and the virtue of indoor-outdoor living on a modest scale.



©Photography: Joe Fletcher, Joe Fletcher Photography<sup>©</sup>

CMACN July 2011 Awards Issue of "CMU Profiles in Architecture"

## The Jury

The Jury is comprised of three leading architects from across the nation selected by AIACC. A separate jury has been retained for the Sustainable Design Award Jury, which is comprised of the base jury, and two professionals significantly involved in the promotion of sustainability in California or Nevada. The Jury has the duty to view projects, remain impartial, and select winning entries that best exemplify outstanding architectural design incorporating concrete masonry construction; or in the case of the Sustainable Award, best represents the qualities of a sustainable building and outstanding architectural design.

***The Distinguished Base Jury for the 2011 Concrete Masonry Design Awards Program includes:***



### **Peter G. Kuttner, FAIA**

Peter Kuttner is President of Cambridge Seven Associates, a Boston-based design firm whose work includes museums, education, transportation, and hospitality design around the world. C7A provides planning, graphic, and exhibit design, as well as full architecture services.

In the past few years Peter has completed the expansion and exhibits at the Boston Children's Museum, Boston's first LEED Gold museum, the Scientific Center science museum and aquarium in Kuwait, renovation and exhibits at the Discovery Place science center in Charlotte, and the Wonders of Wildlife natural science museum in Missouri. He is now working on master plan for the Museum of Science in Boston, expansion for the New England Aquarium, exhibits for the Gyeonggi Children's Museum in Seoul, and numerous exhibition projects around the country. He is Principal-in-Charge for the Boston Museum, a major new history museum on the Rose Kennedy Greenway.

Peter has been active in the AIA since 1981, and serves on the AIA Board Executive Committee. In line with his passion for design, he has been working on the Design Competition Guidelines with the Committee on Design. He has participated on numerous design juries in several states. He served on the AIA's National Advertising Task Force, and is the current AIA liaison to NCARB's new Practice Analysis.

Committed to the architectural education and emerging professionals, Mr. Kuttner has served as AIA liaison to the Young Architects Forum, chaired the NCARB IDP Advisory Committee, and currently serves on the NCARB IDP Committee. He has chaired the Boston Foundation for Architecture, providing educational grants for teachers of our youngest environmentalists, and serves on the Board of Overseers for the Boston Architectural College. A frequent speaker, writer, and cartoonist, Peter earned his Masters in Architecture from the University of Michigan, where he has also served on their Board of Governors.



### **Jonathan K. Bahe, Assoc. AIA**

Jonathan Bahe received his Bachelor of Science in Architecture degree from the University of Minnesota and his Master of Architecture degree from the University of Washington, where he received numerous design commendations. Presently, Bahe is an associate principal with the Greenway Group and the managing director of the Design Futures Council. He is responsible for evolution and development of the Design

Futures Council, enhancing its position as the premier think tank for architecture and design leadership and foresight. The interdisciplinary DFC is a network of design, product, and construction leaders exploring global trends, challenges, and opportunities to advance innovation and share the future of the industry and environment.

Bahe has served in several capacities within professional architecture organizations. In 2006, he was the president of the American Institute of Architecture Students. He has also served on the Board of Directors of the American Institute of Architects, as well as the Board of Directors of AIA-Minnesota and numerous other committees and task forces.



### **Trula H. Remson, AIA, LEED AP®**

Trula received her Bachelor of Architecture, in 1990 from Louisiana State University. Presently she is one of three principals of Remson[Haley]Herpin Architects (RHHA), a twelve-person firm located in Downtown Baton Rouge, Louisiana. RHHA's projects include a wide variety of types including educational, multi-family housing, commercial, institutional and single family residential.

Trula is very involved with all aspects of AIA and has recently completed her term as Gulf States Regional Director on the National AIA Board. She also enjoys giving back to her community through service on a Planning and Zoning Advisory Board, a Developer/Contractor Coalition, a Redevelopment Alliance for Mid-City Baton Rouge and the LSU School of Architecture Advisory Board.

When not involved in the pursuit of architecture, Trula enjoys sailing, gardening, traveling and watching Saints and LSU football.

***In Addition to the Base Jury The Distinguished Sustainable Jury for the 2011 Concrete Masonry Design Awards Program includes:***



### **Stephan Castellanos, FAIA**

Mr. Castellanos received a Bachelor of Architecture from CA State Polytechnic College in 1971. While with the AIA Sierra Valley, he served as Director from 1986-87, Treasurer from 1987-88, First VP/President Elect in 1989 and as President in 1991. His accomplishments with the AIA California Council include BOD, 1992-94, 1997-2000, Governmental Relations Legislative Committee, 1993-98. Chair Diversity and Political Outreach Task

Forces, 1994, Vice-President, Communication/Public Affairs, 1995-96, ARC PAC Board. of Trustees, 1997-98 and Vice-Chair, California Hospital Building Safety Board., 1997-2000. He is the AIACC Regional Director for 2006-08, and serves on the board of C.H.P.S. Stephan completed his term as AIA CA Regional Director, and as a Regent of the Architecture Foundation in 2009.

Mr. Castellanos served on the AIA Board of Directors, 1998-2000, Board Rep., National AIA Diversity Conf., 1998, as Chair, Committee on Licensing 1998-2000, Chair, Interior Design Task Force, 1999, Intern Development Program. (IDP) Commission Coordinating 1998-2000, and as Secretary, 2000-2002. His professional career includes Partner of Derivi Castellanos Architects 1979-2002, and he has served in public service as California State Architect from 2001 to 2004. Stephan is currently at Derivi Castellanos Architects.



### **Charles Eley, FAIA, PE.**

Charles Eley, FAIA, PE., is an Architect and Mechanical Engineer with 35 years experience in energy efficient and sustainable design. Mr. Eley has made significant contributions to the California energy standards, ASHRAE Standard 90.1, and energy codes in Hong Kong, Hawaii, Guam, American Samoa and Australia. Mr. Eley is now working with the CA Energy Commission to update the state energy efficiency standards.

In addition to his energy codes and policy work, Mr. Eley has also developed a number of important publications including the Advanced Lighting Guidelines, the Lighting Fundamentals Handbook, and numerous other technical manuals on energy efficient and code compliance. Mr. Eley is the primary author and technical editor of the ASHRAE/IESNA Standard 90.1-1999 User's Manual. He is also the Executive Director of the Collaborative for High Performance Schools and is the technical editor of the C.H.P.S. Best Practices Manual.

Mr. Eley consults with other architects and engineers in the design of landmark energy efficient buildings. He also directs the software development team within Architectural Energy Corporation, which is responsible for VisualDOE, EnvStd, and a number of other computer programs for the energy efficient design of buildings.



CHANGE SERVICE REQUESTED

6060 Sunrise Vista Drive  
Suite 1990  
Citrus Heights, CA 95610  
www.cmacn.org

Why Masonry?  
www.whymasonry.org



# 2011

## CMACN/AIACC CONCRETE MASONRY DESIGN AWARDS

Mark your calendar for the 2011 CMACN/AIACC Concrete Masonry Design Awards Banquet to be held Friday, September 23, 2011, at The Island Hotel, Newport Beach, California.

Cost: \$200 per person

Mark your calendar for the next Design Awards Competition scheduled for 2013.

### Correction:

In the April 2011 issue of "CMU Profiles in Architecture, Page 10, the Masonry Contractor for the Clovis North High School Aquatics Complex project was incorrectly identified. The Masonry Contractor of this project is O'Neal Masonry, Inc.

### ARCHITECTURAL CONCRETE MASONRY

Concrete Masonry Units are dimensionally and aesthetically pleasing for ANY of your existing or future designs. CMU's can be integrally pigmented and textured to meet a wide range of client and project demands. CMU's are design flexible, versatile, noncombustible, durable, economical and locally available.

*Funding for the production and publication of the CMU Profiles in Architecture is provided by*

**AIR VOL BLOCK, Inc.**  
(805) 543-1314  
San Luis Obispo, CA 93401

**ANGELUS BLOCK COMPANY, Inc.**  
(818) 767-8576  
Fontana, CA 92335  
Gardena, CA 90248  
Indio, CA 92202  
Orange, CA 92668  
Oxnard, CA 93030  
Rialto, CA 92316  
Sun Valley, CA 91352

**BASALITE CONCRETE PRODUCTS, LLC**  
(707) 678-1901  
Carson City, NV 89706  
Dixon, CA 95620  
Selma, CA 93662  
Sparks, NV 89431  
Tracy, CA 95376

**CALSTONE COMPANY, Inc.**  
(408) 984-8800  
Galt, CA 95632  
San Martin, CA 95046  
Sunnyvale, CA 94086

**CEMEX**  
(702) 643-1332  
Las Vegas, NV 89115

**CIND-R-LITE BLOCK COMPANY**  
(702) 651-1550  
North Las Vegas Area  
(702) 365-6955  
South Las Vegas Area  
Las Vegas, NV 89081

**DESERT BLOCK COMPANY, Inc.**  
(661) 824-2624  
Mojave, CA 93501  
Bakersfield, CA 93307

**OLDCASTLE APG WEST, Inc.**  
(602) 302-9605  
Needles, CA 92363

**ORCO BLOCK COMPANY, Inc.**  
(800) 473-6726  
Banning, CA 92220  
Indio, CA 92203  
Oceanside, CA 92056  
Riverside, CA 92509  
Romoland, CA 92585  
Stanton, CA 90680

**RCP BLOCK & BRICK, Inc.**  
(619) 460-7250  
Lemon Grove, CA 91946  
San Diego, CA 92154  
Santee, CA 92071

**TRI DELTA**  
(An Oldcastle Company)  
(702) 633-5787  
North Las Vegas, NV 89030

*Concrete Masonry Association of California and Nevada (CMACN) a nonprofit professional trade association established in 1977, is committed to strengthening the masonry industry in California and Nevada by providing:*

- Technical information on concrete masonry for design professionals.
- Protect and advance the interests of the concrete masonry industry.
- Develop new and existing markets for concrete masonry products.
- Coordinate members' efforts in solving common challenges within the masonry industry.

For further information contact us at:  
Concrete Masonry Association  
of California and Nevada  
6060 Sunrise Vista Drive, Suite 1990  
Citrus Heights, CA 95610-7004

Tel: (916) 722-1700  
Fax: (916) 722-1819  
Email: info@cmacn.org  
Web Site: www.cmacn.org

